

**2021-2022
NURSING EDUCATION SUMMARY REPORT**



This report was prepared by the North Carolina Board of Nursing
June 2023

North Carolina Nursing Education Summary Report: 2021-2022

June 2023 Executive Summary

This report examines characteristics of the nursing student population and the programs in which those students are enrolled in North Carolina. In collaboration with the North Carolina Board of Nursing (NCBON), the National Council of State Boards of Nursing (NCSBN) collected the Annual Report data this year. The survey was designed based on the core data results of a large, mixed-methods study of nursing program quality indicators and warning signs.

The charts and data tables are based on information provided by 140 NC pre-licensure nursing education programs during the month of October. The report reflects nursing education pipeline data which will contribute to the analysis of how well current workforce needs are being met, as well as a determination of what new policies might be needed to ensure adequate future nursing resources.

The information in the report is displayed by degree types (BSN, ADN/ASN, and PN). Programs options such as ABSN are included in the BSN degree type data.

Each page of the report contains a summary statement explaining the table/graph. Nursing education continues to be competitive in NC, with nursing remaining one of the most sought professions. The NCBON has jurisdiction over pre-licensure nursing education programs and the explanatory comments in this report are limited to the pre-licensure programs.

Consistent with the NCBON's 2022-2025 Strategic Initiative #2 *advance best practices in nursing regulation*, specifically the second objective: serve as a catalyst for the delivery of innovations in education and practice, we continue to collect and report annual supply data for nursing employers and other interested parties.

Questions about the information in this report can be directed to Dr. Terry D. Ward, PhD, MSN, CNE, Education Consultant, at terry.ward@ncbon.com.

Definitions

Current Student Enrollment: A count of the number of nursing students enrolled on the Fall Term.

Census Date

Census Date which is October 1. Includes students at all points of the nursing program's curriculum sequence. This is a one-time snapshot of all current students taking nursing courses at any level but does not include students taking a leave of absence.

Fall Term Census Date: October 1st of the current year.

Clinical Adjunct Faculty: staff at the clinical facility that hosts students, and they supervise students during clinical rotations. This does not include preceptors.

Full-time Faculty: Those members of the instructional, administrative, or research staff of the nursing academic unit who are employed full-time as defined by the institution, hold academic rank, carry the full scope of faculty responsibility (e.g., teaching, advisement, committee work), and receive the rights and privileges associated with full-time employment.

Graduates: A count of the number of students who successfully completed the program requirements and were verified by the Program Director during the Reporting Period.

Learning Modality, the delivery mode of instruction in the nursing program.

Major organizational changes may include but are not limited to: new director, new assistant/associate director, staff layoff, change in university leadership (e.g., provost or president), collapsing programs, economic efficiencies, etc.

Part-time Faculty: Those members of the instructional, administrative, or research staff of the nursing academic unit who are employed part-time as defined by the institution, may or may not hold academic rank, and may or may not carry responsibility for a specific area.

Program Option: An alternative to the general or traditional nursing program admission and curriculum required for completion of the degree. For example: advanced placement program option may include alternate admission criteria based on previous degree(s) or education credit and include credit for required curriculum course(s) or an alternate or advanced curriculum for the same degree (e.g., ABSN, LPN to RN, LPN-BSN, and others).

Program Type: Determined by degree. Example: BSN, ADN/ASN, Diploma

Quality Indicators: are evidence-based measures of nursing education that are readily available data to track program performance, that can be used to evaluate and track outcomes.

Reporting Period: The most recently completed 12-month reporting period which may be the academic year defined as fall, spring, and summer semesters or terms.

Example: The data used for the 2017-2018 Reporting Period in the NC BON Education Annual Report will be Fall 2017, Spring 2018, and Summer 2018.

North Carolina Annual Report Summary in Nursing Education 2021-2022

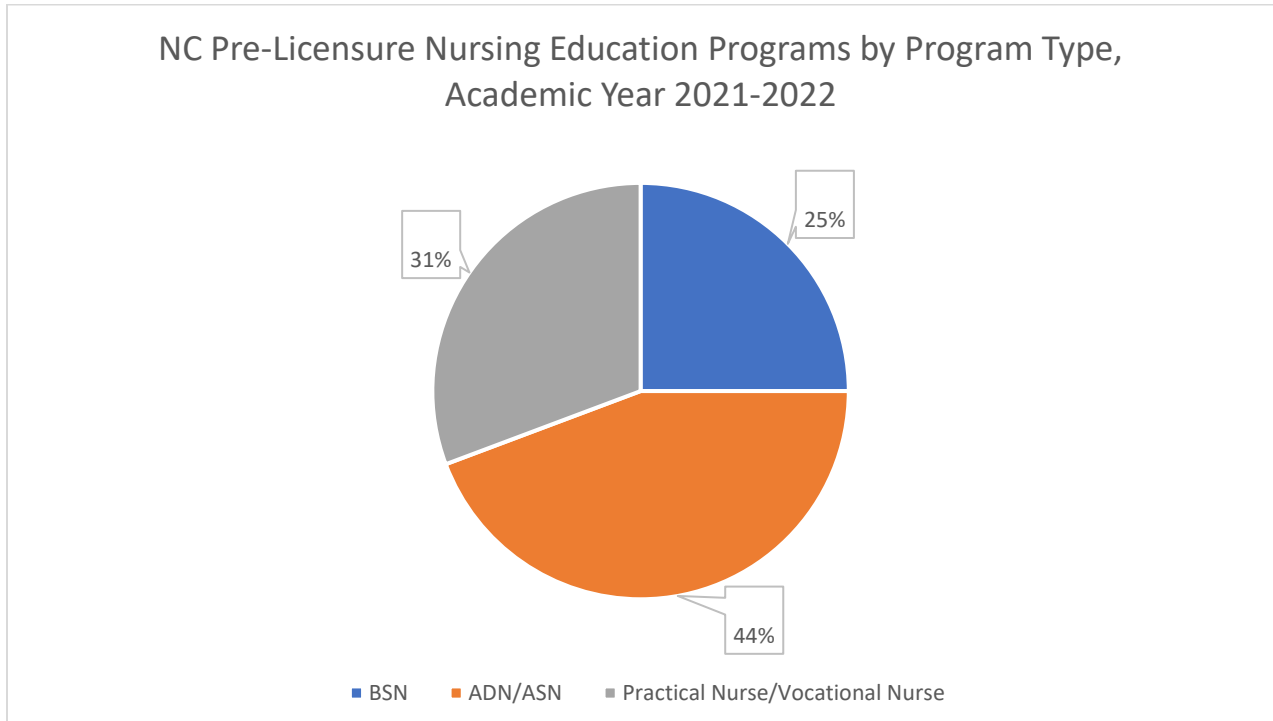
Table of Contents

CHARTS AND TABLES

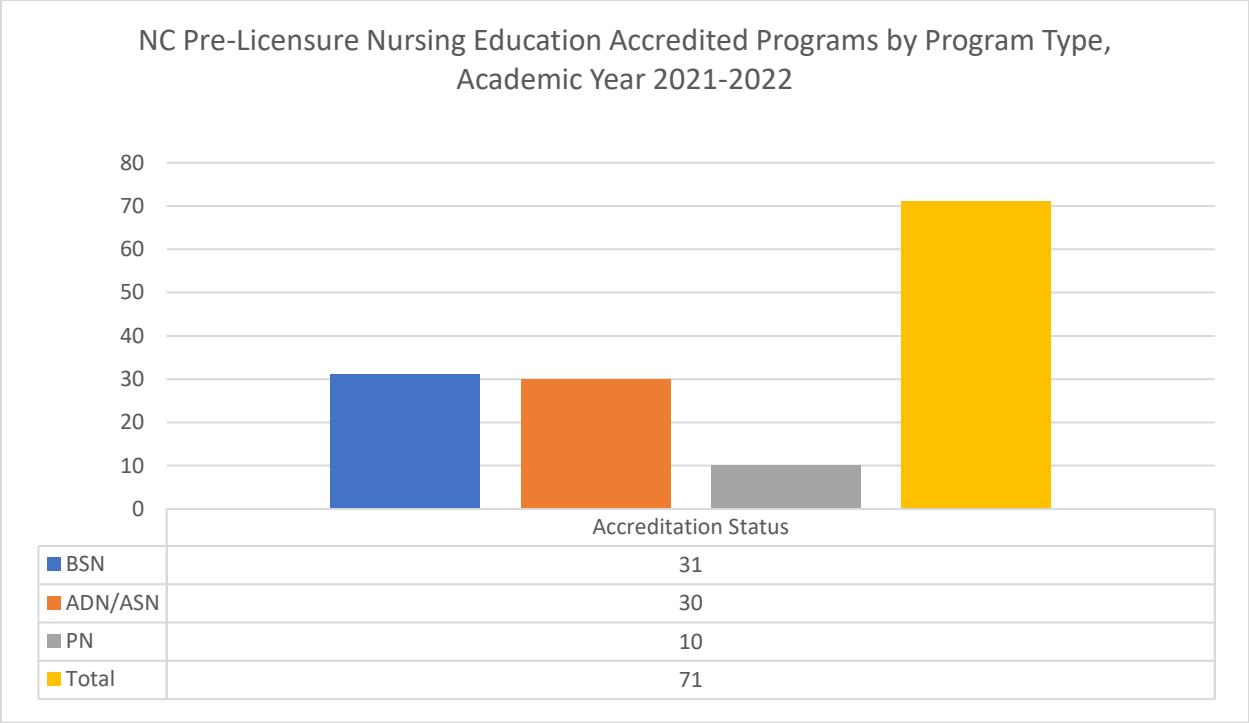
PROGRAM CHARACTERISTICS	
NC Pre-Licensure Nursing Education Programs by Program Type, Academic Year 2021-2022	6
NC Pre-Licensure Nursing Education Accredited Programs by Program Type, Academic Year 2021-2022	7
NC Pre-Licensure Nursing Education Programs Learning Modalities, Academic Year 2021-2022	8
NC Pre-Licensure Nursing Education Programs Major Organizational Change	9
NC Pre-Licensure Nursing Education Programs Organizational Change by Category	10
STUDENTS	
NC Pre-Licensure Nursing Education Programs Current Student Enrollment by Program Type, Academic Year 2021-2022	11
Percent of Current Student Enrollment by NC Pre-Licensure Nursing Education Program Type, Academic Year 2021-2022	12
NC Pre-Licensure Nursing Education Programs Current Student Enrollment Average Age by Program Type, Academic Year 2021-2022	13
NC Pre-Licensure Nursing Education Programs Current Student Enrollment by Gender and Program Type, Academic Year 2021-2022	14
Percent of Current Student Enrollment by Gender in NC Pre-Licensure Nursing Education Programs by Program Type, Academic Year 2021-2022	15
NC Pre-Licensure Nursing Education Programs Current Student Enrollment by Race/Ethnicity and Program Type, Academic Year 2021-2022	16
Percent of Current Student Enrollment by Race/Ethnicity in NC Pre-Licensure Nursing Programs by Program Type, Academic Year 2021-2022	17
NC Pre-Licensure Nursing Education Programs Total Graduates by Program Type, Academic Year 2021-2022	18
FACULTY	
NC Pre-Licensure Nursing Education Programs Total Number of Faculty by Employment Status and Program Type, Academic Year 2020-2021	19
Percent of NC Pre-Licensure Nursing Education Program Faculty by Employment Status and Program Type, Academic Year 2020-2021	20
SUMMARY OF PROGRAMS NOT MEETING KEY QUALITY INDICATORS	
Percent of NC Pre-Licensure Nursing Education Programs Not Meeting and Meeting Quality Indicators	22

The following charts and graphs provide the findings of **characteristics** of NC pre-licensure nursing education programs. Characteristics included in this summary included program type, accredited programs, learning modalities, and major organizational changes.

PROGRAM CHARACTERISTICS



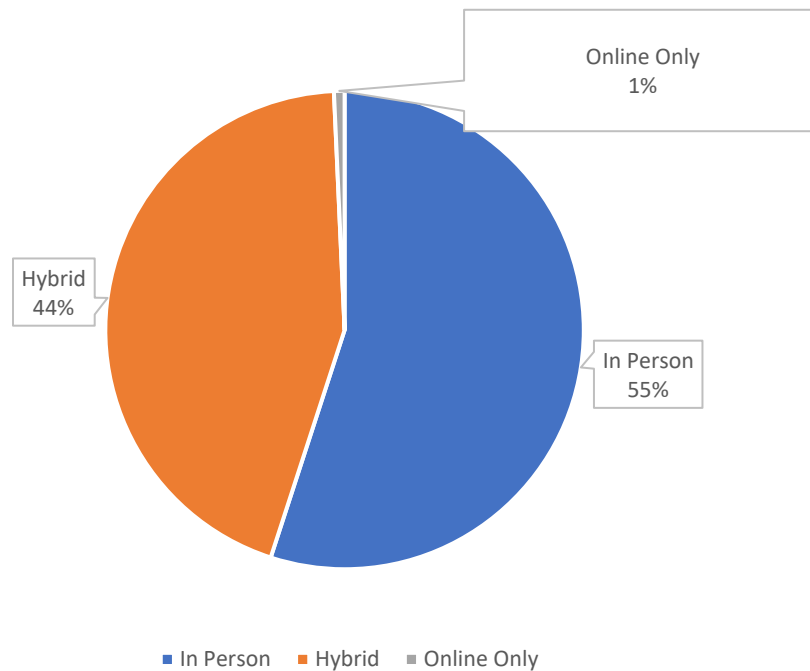
This chart demonstrates the number of NC pre-licensure nursing education programs by **type** in the 2021-2022 academic years. There were 140 pre-licensure nursing education programs. There were 35 (25%) BSN programs, 62 (44%) ADN/ASN programs, and 43 (31%) PN programs. This demonstrates an increase of eight (8) approved nursing programs from 132 in 2020-2021 to 140 in 2021-2022.



The NCBON collects data on **national accreditation status** for NC pre-licensure nursing education programs. National nursing accreditation is optional in NC but strongly encouraged for quality purposes. This graph shows 71 (51%) out of 140 nursing programs in NC were nationally accredited in 2022. In comparison to 63 (48%) out of 132 in 2021.

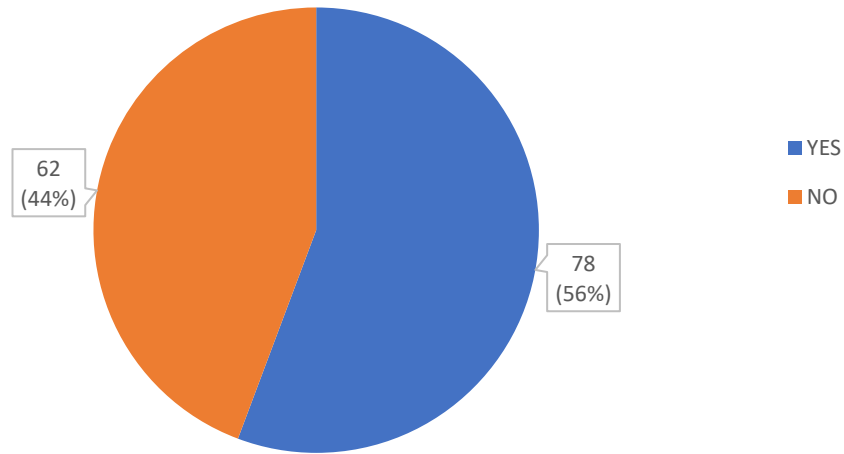
For the 2022 reporting period, there were 31 BSN, 30 ADN/ASN, and 10 Diploma-LPN programs reporting. Accredited NC pre-licensure nursing education programs by type demonstrate 31 (89%) of BSN pre-licensure programs are accredited in NC; 30 (48%) of ADN/ASN pre-licensure nursing programs are accredited in NC; and 10 (23%) of LPN pre-licensure programs are accredited in NC.

NC Pre-Licensure Nursing Education Programs Learning Modalities,
Academic Year 2021-2022

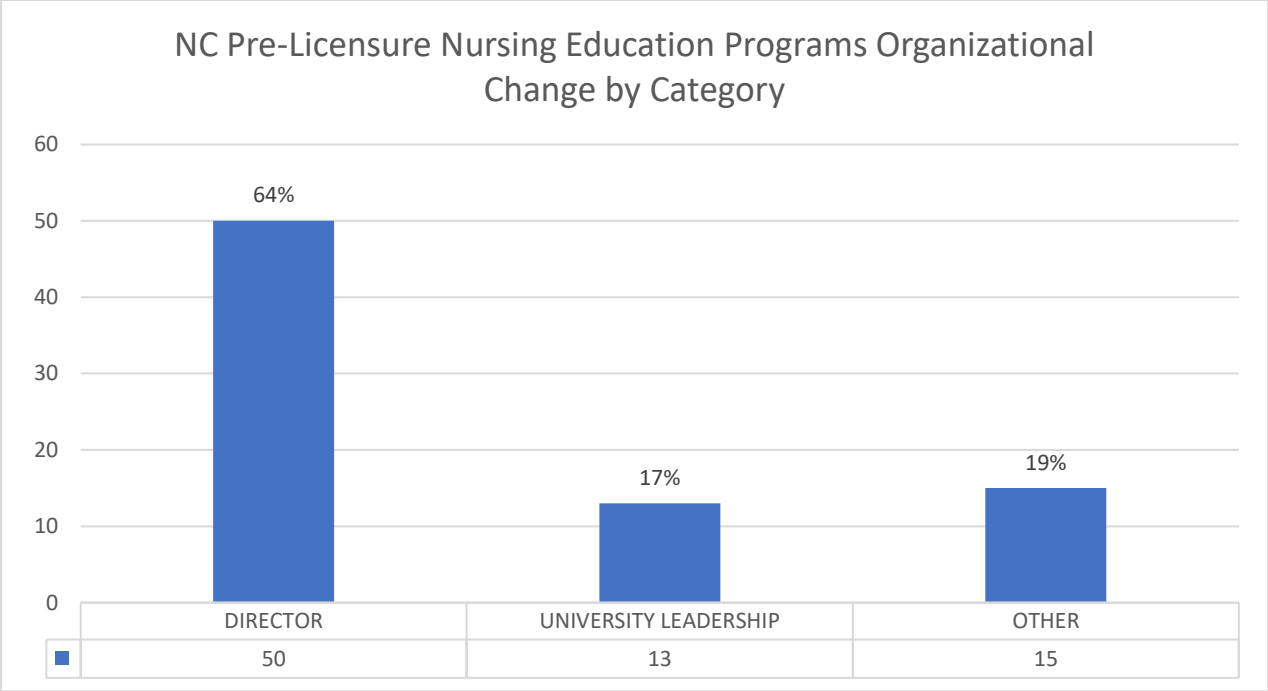


This chart demonstrates **learning modalities** of NC pre-licensure nursing education programs in the 2021-2022. The three delivery modes include, in-person, hybrid, and online only. There were 77 (55%) of pre-licensure nursing education programs who used an in-person only delivery mode; 62 (44%) who used a hybrid delivery mode; and 1 (1%) who used an online only delivery mode.

NC Pre-Licensure Nursing Education Programs Major Organizational Change



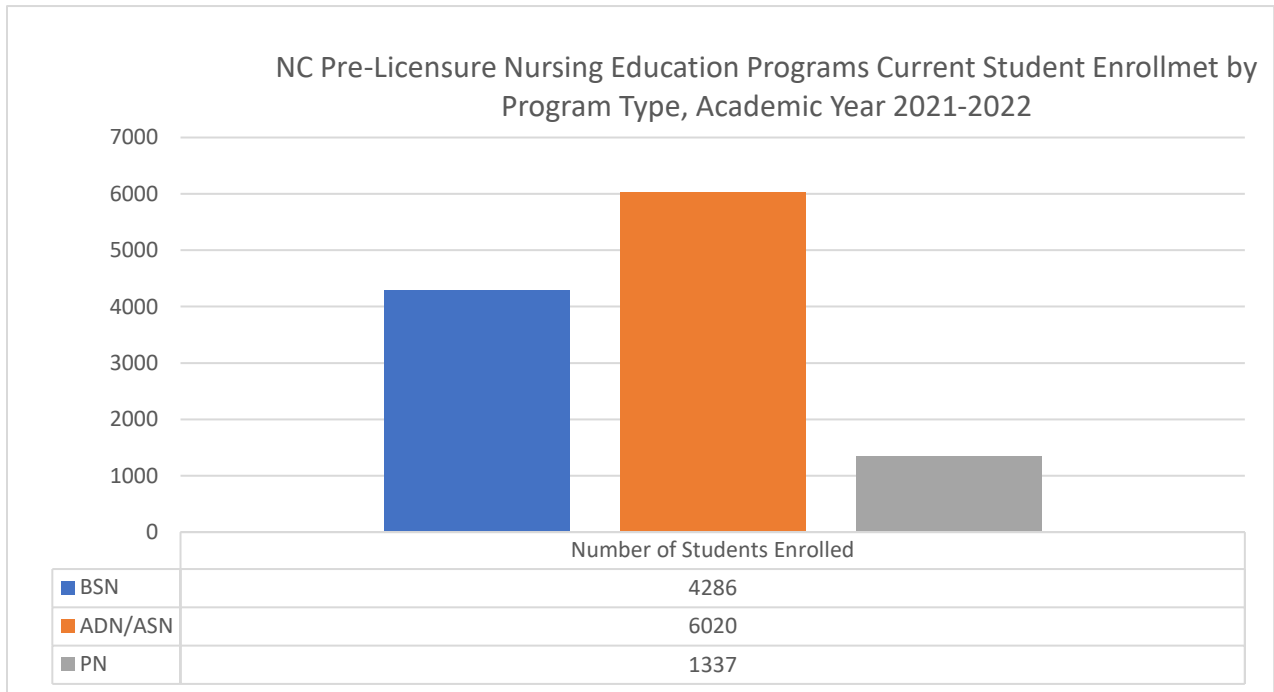
This chart demonstrates the number of NC pre-licensure nursing education programs reporting **major changes within their organization**. In the 2021-2022 academic year, 78 (56%) of NC pre-licensure nursing education programs reported a major organizational change. The remaining 62 (44%) of NC pre-licensure nursing education programs reported **no major** organizational change.



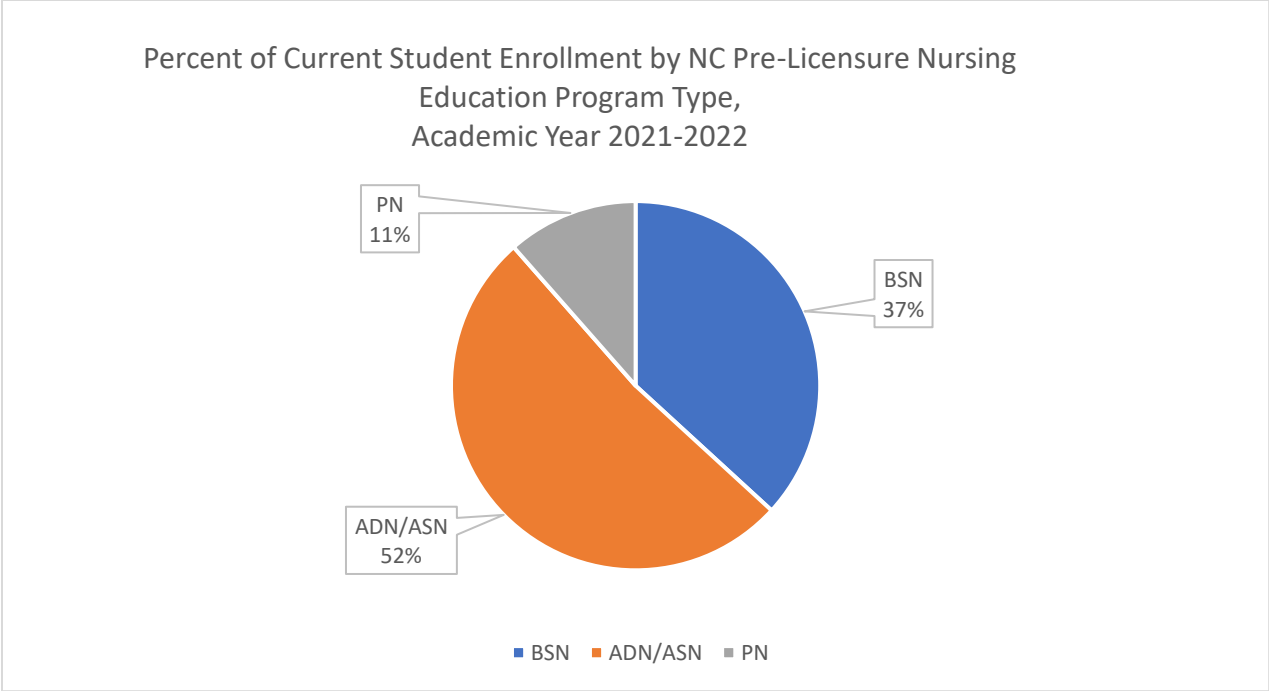
This graph demonstrates **categories of major organizational changes** reported by NC pre-licensure nursing education programs. The types are Director, University Leadership, and Other. Director is a change in the nursing program head or lead. University leadership is a change in Provost/ President. Other encompass changes such as College Dean, faculty/staff turnover, organizational restructuring, collapsing programs, and economic efficiencies. NC pre-licensure nursing education programs reported 50 (64%) Director changes, 13 (17%) University Leadership changes, and 15 (19%) Other changes.

STUDENTS

The following charts and graphs provide the findings of **student characteristics** in NC pre-licensure nursing education programs. Student characteristics included in this summary included enrollment, accredited programs, learning modalities, and major organizational changes.

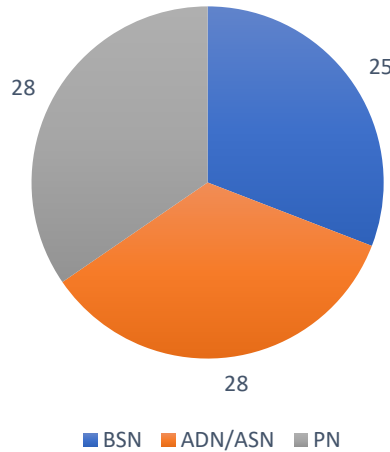


This graph demonstrates the **total current student enrollment** (the number of nursing students enrolled on the Fall Term census date which is October 1, 2022). This includes students at all points of the nursing program's curriculum sequence. This is a onetime snapshot of all current students taking nursing courses at any level. The total current student enrollment was **11,643** as of October 1, 2022. This demonstrates an increase (**2.71%**) from 11,335 in October 2021.

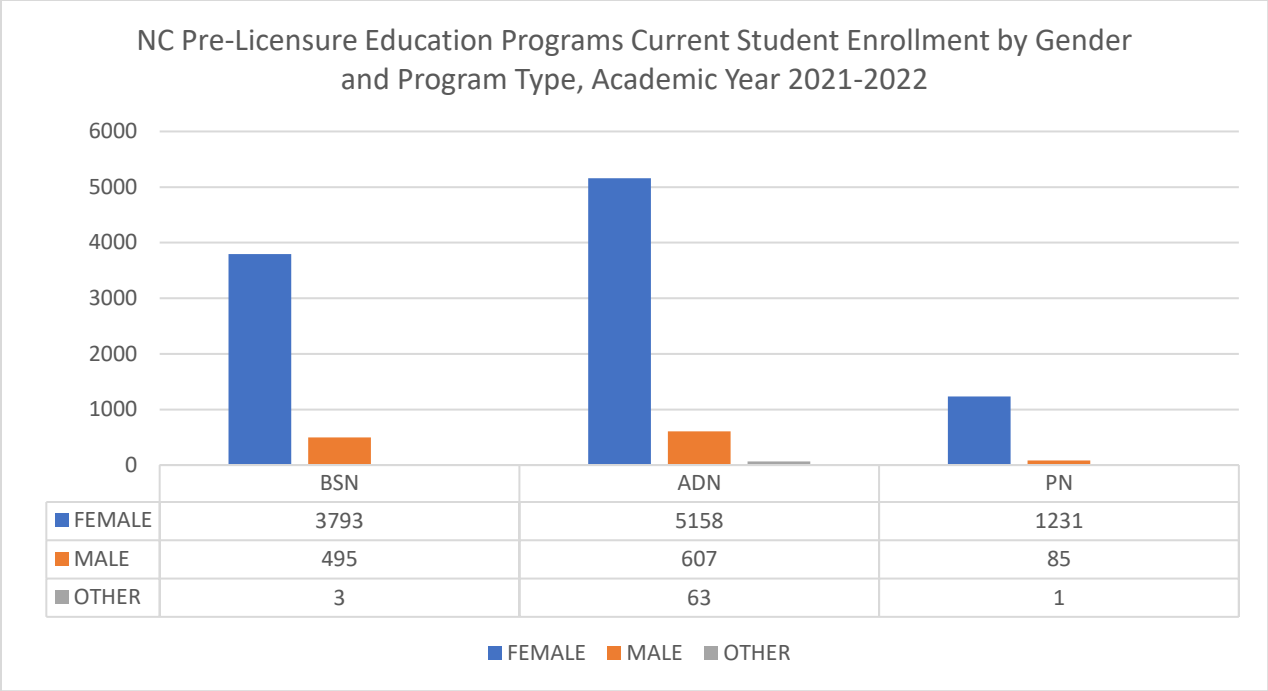


This chart demonstrates the **percentage of current student enrollment** by NC pre-licensure nursing education program type for academic year 2022. In NC, 4286 (37%) of students were enrolled in BSN programs; 6020 (52%) of students were enrolled in ADN/ASN programs; and 1337 (11%) of students were enrolled in PN programs.

NC Pre-Licensure Nursing Education Programs Current Student Enrollment Average Age by Program Type, Academic Age



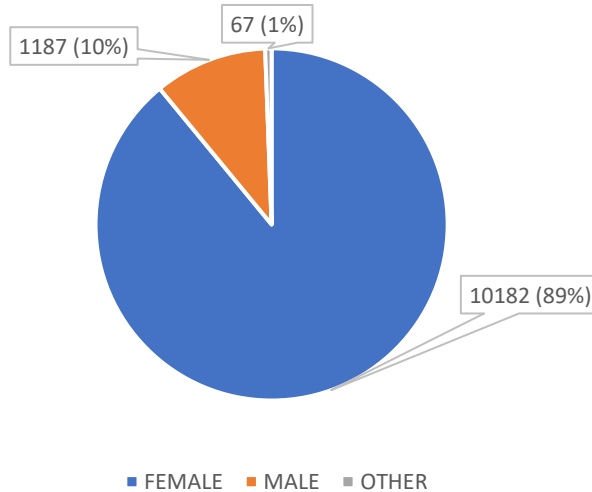
This chart demonstrates the **average age** of current students enrolled by program type in NC pre-licensure nursing education programs. The average age of students currently enrolled in BSN programs is 25 years old; the average age of students currently enrolled in ADN programs is 28 years old; the average age of students currently enrolled in PN programs is 28 years old in the 2020-2021 academic year.



This chart demonstrates the total current student enrollment by **gender** by NC pre-licensure nursing education program type in the 2021-2022 academic year. The total number of students is 11,436*.

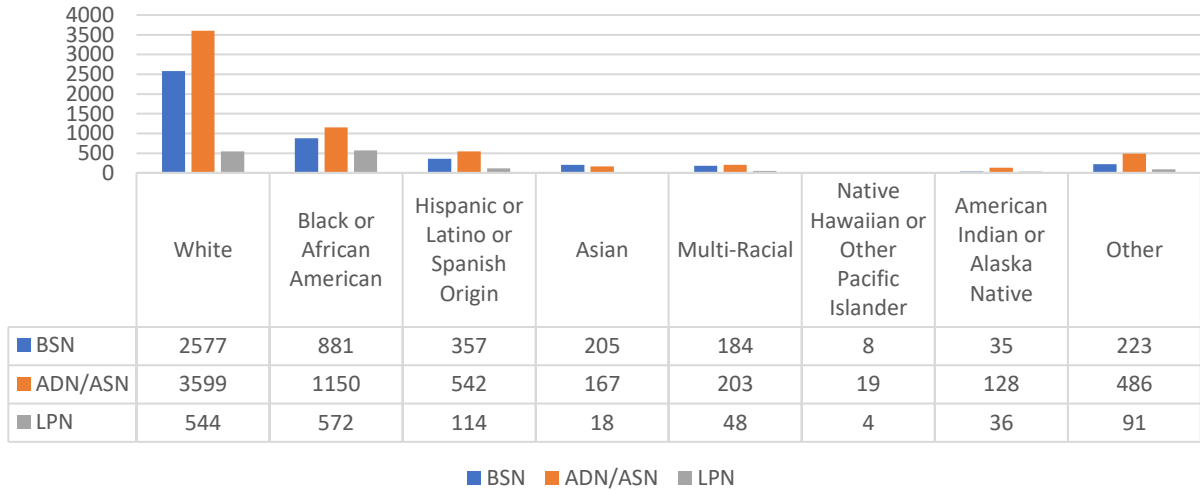
*This number reflects missing data in this category.

Percent of Current Student Enrollment by Gender in NC Pre-Licensure Nursing Education Programs by Program Type, Academic Year 2021-2022

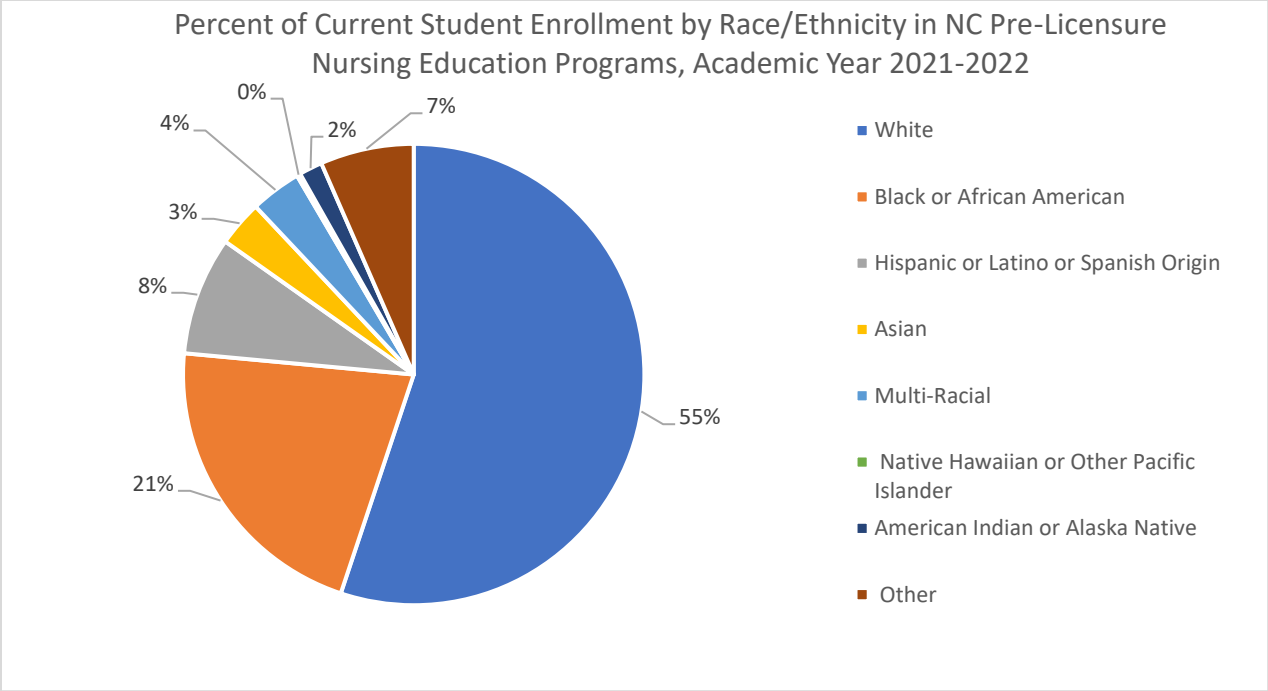


This graph demonstrates the **percentage of current student enrollment** in NC pre-licensure nursing education programs **by gender** in the 2021-2022 academic year. In NC the largest gender category was female. In this category, 10,182 (89%) of the currently enrolled students were female. There were 1,187 (10%) currently enrolled students in the male category. Only one percent (1%) of the applicants who were currently enrolled identified as other.

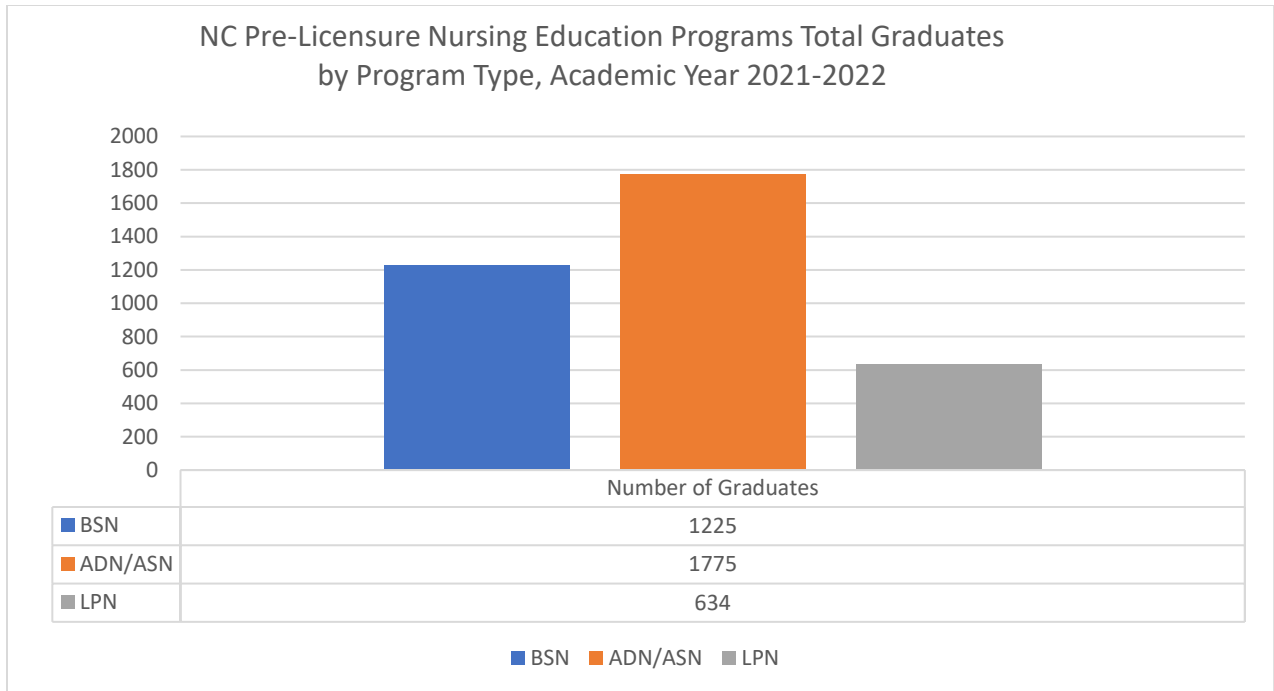
NC Pre-Licensure Nursing Education Programs Current Student Enrollment by Race/Ethnicity and Program Type, Academic Year 2021-2022



This graph demonstrates the **total current student enrollment** in NC pre-licensure nursing education programs by program type and **race/ethnicity** in the 2021-2022 academic year. An explanation of statistics is provided in the chart *Percent of Current Student Enrollment by Race/Ethnicity in NC Pre-Licensure Education Programs Academic Year 2021-2022*.



This chart demonstrates the **percentage of current student enrollment** in NC pre-licensure nursing education programs by **race/ethnicity** in the 2021-2022 academic year. In NC, the largest race/ethnic group category was White. In this category, 6,720 (55%) students were enrolled. In the category Black or African American, 2,603 (21%) students were enrolled. Of the Hispanic, Latino, or Spanish origin categories, 1,013 (8%) students were enrolled. In the category of multi-racial, 435 (4%) students were enrolled. In the category Asian, 390 (3%) students were enrolled, in the category of American Indian or Alaska Native, 199 (2%) students were enrolled, in the category other, 800 (7%) students were enrolled. Less than 1% of students enrolled identified as Native Hawaiian or Pacific Islander.



This graph demonstrates the number of **graduates** from pre-licensure nursing education programs by type for 2021-2022.

There was a total of 3634 pre-licensure graduates in the 2021-2022 academic year as compared to 5,495 in the 2020-2021 academic year. Below are the percentages of nursing students for each degree type in the 2022 academic year.

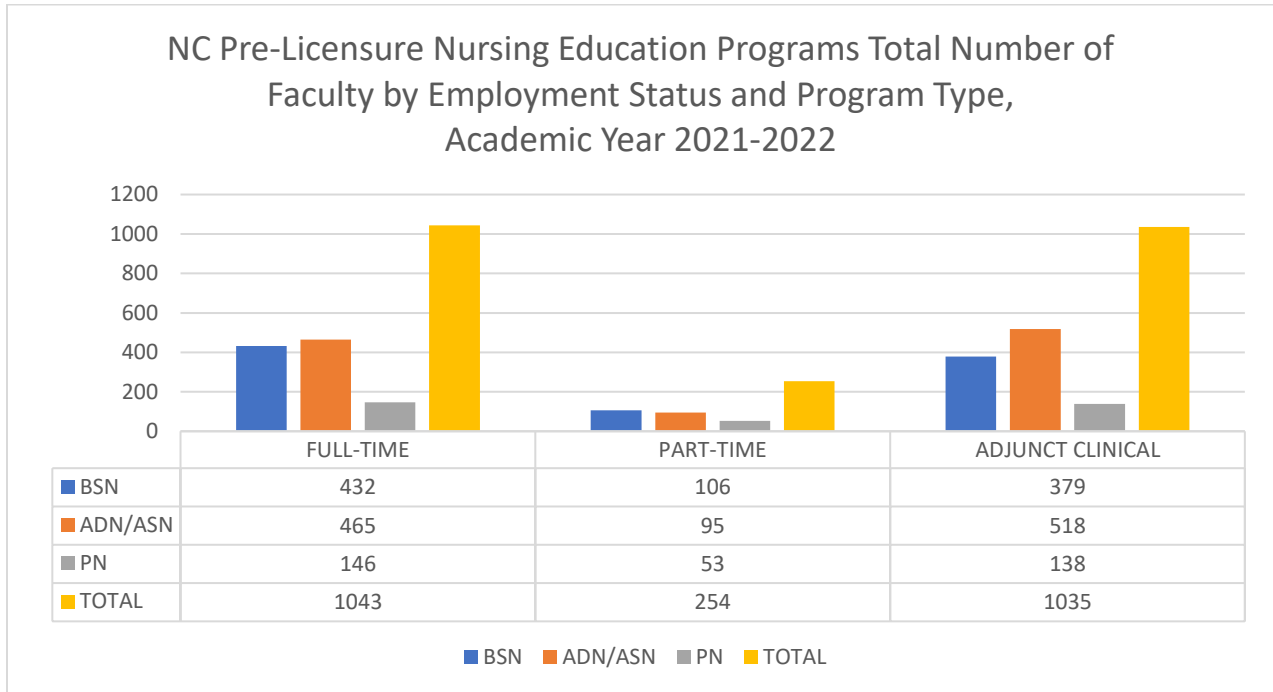
- BSN-34%
- ADN/ASN-49%
- LPN-17%

Programs reported 5709 students started in their last graduating cohort in academic year 2021-2022. Of students who started the cohort in 2021-2022, 3634 (64%) of those students graduated.

This is a 34% decrease in graduation rate for the 2021-2022 academic year.

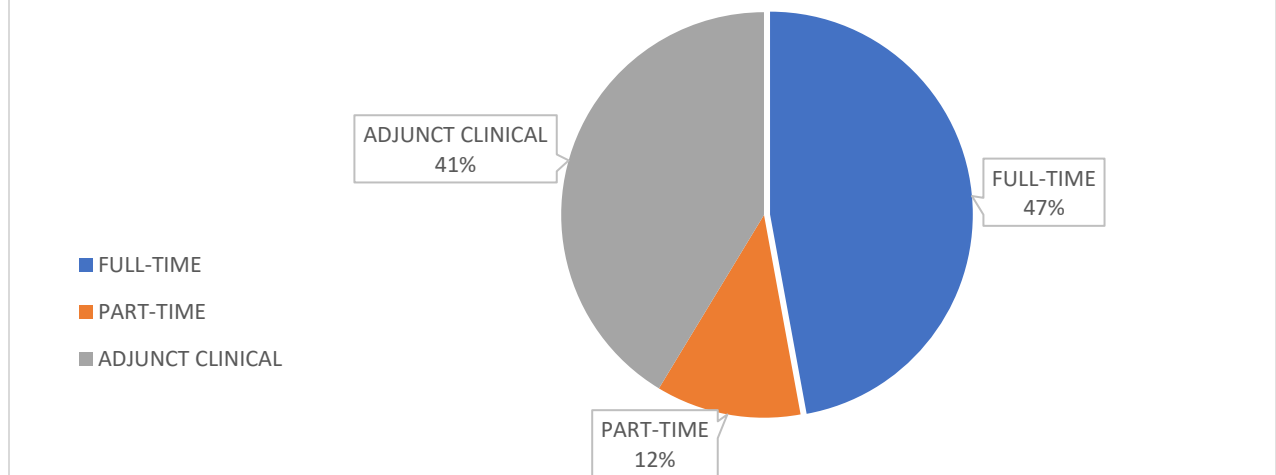
FACULTY

The following charts and graphs provide faculty findings in NC pre-Licensure nursing education programs by **employment status**. Employment status categories include full-time, part-time, and adjunct clinical.



This chart shows **the total number of faculty by employment status** (full-time, part-time, and adjunct clinical) in NC pre-licensure nursing education programs by program type in the 2021-2022 academic year. There were 1043 full-time faculty: 254 part-time faculty, and 1035 adjunct clinical faculty. The total number of full-time, part-time, and adjunct clinical faculty is **2332**.

Percent of NC Pre-Licensure Nursing Education Programs Faculty
by Employment Status and Program Type,
Academic Years 2021-2022

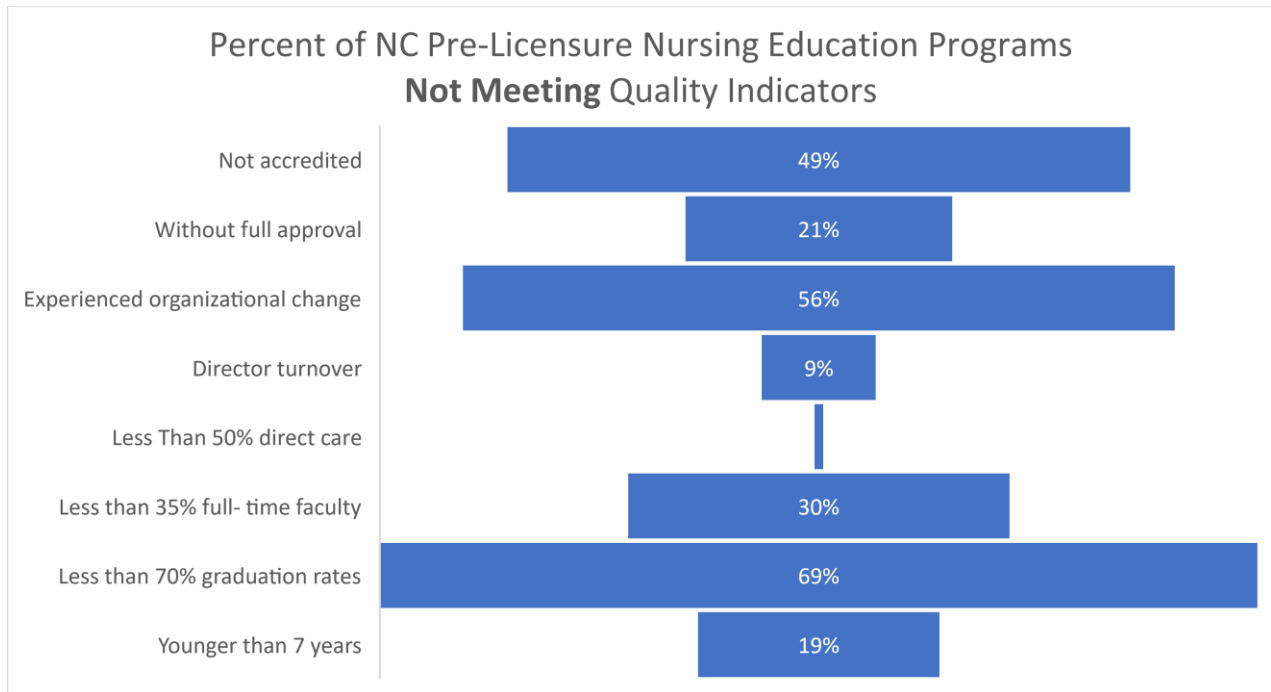


This chart demonstrates **the percentage of faculty by employment status** in NC pre-licensure nursing education programs (full-time, part-time, and adjunct clinical). The total number of full-time, part-time, and adjunct clinical faculty is 2332.

Below are the percentages of faculty for each employment status type in the 2022 academic year.

- Full-Time-47%
- Part-Time-12%
- Adjunct Clinical-41%

SUMMARY OF PROGRAMS NOT MEETING KEY QUALITY INDICATORS



Data was collected to identify **key quality indicators** that were **not met** by NC pre-licensure nursing education programs. The chart above indicates the percentage of all NC pre-licensure nursing education programs who **did not** meet quality indicators. The findings are explained below.

- **49%** of NC pre-licensure nursing education programs **are not accredited**.
- **23%** of NC pre-licensure nursing education **programs do not have full BON approval status**.
- **56%** of NC pre-licensure nursing education programs have **experienced an organizational change**.
- **9%** of NC pre-licensure nursing education programs **have experienced Director turnover**.
- **0.7%** of NC pre-licensure nursing education programs **have less than 50% direct care in clinical learning**
- **30%** of NC pre-licensure nursing education programs **have less than 35% full-time faculty**
- **69%** of NC pre-licensure nursing education programs **have less than 70% graduation rates**
- **19%** of NC pre-licensure nursing education programs **are younger than 7 years old**.

Quality Indicator (QI)	Percent of NC Pre-Licensure Nursing Education Programs Not Meeting QI	Percent of NC Pre-Licensure Nursing Education Programs Meeting QI
Not accredited	49%	51%
Without full approval	21%	79%
Experienced organizational change	56%	44%
Director turnover	9%	91%
Less Than 50% direct care	0.70%	99.30%
Less than 35% full- time faculty	30%	70%
Less than 70% graduation rates	69%	31%
Younger than 7 years	19%	81%

This chart demonstrates the percentage of NC pre-licensure nursing education programs not meeting and meeting quality indicators. This data supports the level of achievement of program outcomes in NC pre-licensure nursing education programs.