



NORTH CAROLINA TRENDS IN NURSING EDUCATION

2019-2021

This report was prepared by the North Carolina Board of Nursing
March 2022



North Carolina Trends in Nursing Education: 2019–2021

March 2022

Executive Summary

This report examines characteristics of the nursing student population and the programs in which those students are enrolled in North Carolina. The charts and data tables are based on information provided by **132 pre-licensure nursing education programs** to the North Carolina Board of Nursing (NCBON) each year during the month of October. The nursing education pipeline data will contribute to the analysis of how well current workforce needs are being met, as well as determination of what new policies might be needed to ensure adequate future nursing resources.

The information in the report is displayed by degree types (BSN, ADN/ASN, and Diploma-LPN). Programs options such as ABSN are included in the BSN degree type data.

Each page of the report contains a brief summary statement explaining the table/graph. Nursing education continues to be competitive in NC, with nursing remaining as one of the highest sought out professions. The NCBON has jurisdiction over pre-licensure nursing education programs and the explanatory comments in this report are limited to the pre-licensure programs.

Consistent with our strategic initiative to advance best practices in nursing regulation by serving as a catalyst for the delivery of innovations in education and practice, we continue to collect and report annual supply data for nursing employers and other interested parties.

Questions about the information in this report can be directed to Dr. Terry D. Ward, Education Consultant, at tward@ncbon.com.

DEFINITIONS

Admitted Applicants: A count of the individuals who received official notice from the program had met the requirements for admission to the program and were invited to begin the nursing education program during the Reporting Period.

Current Student Enrollment: A count of the number of nursing students enrolled on the Fall Term Census Date which is October 1. Includes students at all points of the nursing program's curriculum sequence. This is a one-time snapshot of all current students taking nursing courses at any level but does not include students taking a leave of absence.

Enrolled Applicants: A count of the individuals who received official notice from the program had met the requirements for admission to the program and were officially registered as a member of the institution.

Faculty Vacancy: A vacant position for a faculty member that is being actively recruited as of the Fall Term Census Date which is October 1.

Fall Term Census Date: October 1st of the current year.

Full-time Faculty: Those members of the instructional, administrative, or research staff of the nursing academic unit who are employed full-time as defined by the institution, hold academic rank, carry the full scope of faculty responsibility (e.g., teaching, advisement, committee work), and receive the rights and privileges associated with full-time employment.

Graduates: A count of the number of students who successfully completed the program requirements and were verified by the Program Director during the Reporting Period.

New Applicants: A count of the Admitted Applicants who subsequently enrolled for the first time in the pre-licensure nursing education program during the Reporting Period. This count should include only individuals who were still enrolled in a nursing course after the first two weeks of class.

Part-time Faculty: Those members of the instructional, administrative, or research staff of the nursing academic unit who are employed part-time as defined by the institution, may or may not hold academic rank, and may or may not carry responsibility for a specific area (e.g., adjunct, clinical instructor).

Program Option: An alternative to the general or traditional nursing program admission and curriculum required for completion of the degree. For example: advanced placement program option may include alternate admission criteria based on previous degree(s) or education credit and include credit for required curriculum course(s) or an alternate or advanced curriculum for the same degree (e.g., ABSN, LPN to RN, LPN-BSN, and others).

Program Type: Determined by degree. *Example: BSN, ADN/ASN, Diploma*

Qualified Applicants: A count of the individuals who submitted complete applications on time and who met all institutional requirements for formal admission to the nursing education program during the Reporting Period.

Reporting Period: The most recently completed 12-month reporting period which may be the academic year defined as fall, spring, and summer semesters or terms.

Example: The data used for the 2017-2018 Reporting Period in the NC BON Education Annual Report will be Fall 2017, Spring 2018, and Summer 2018.

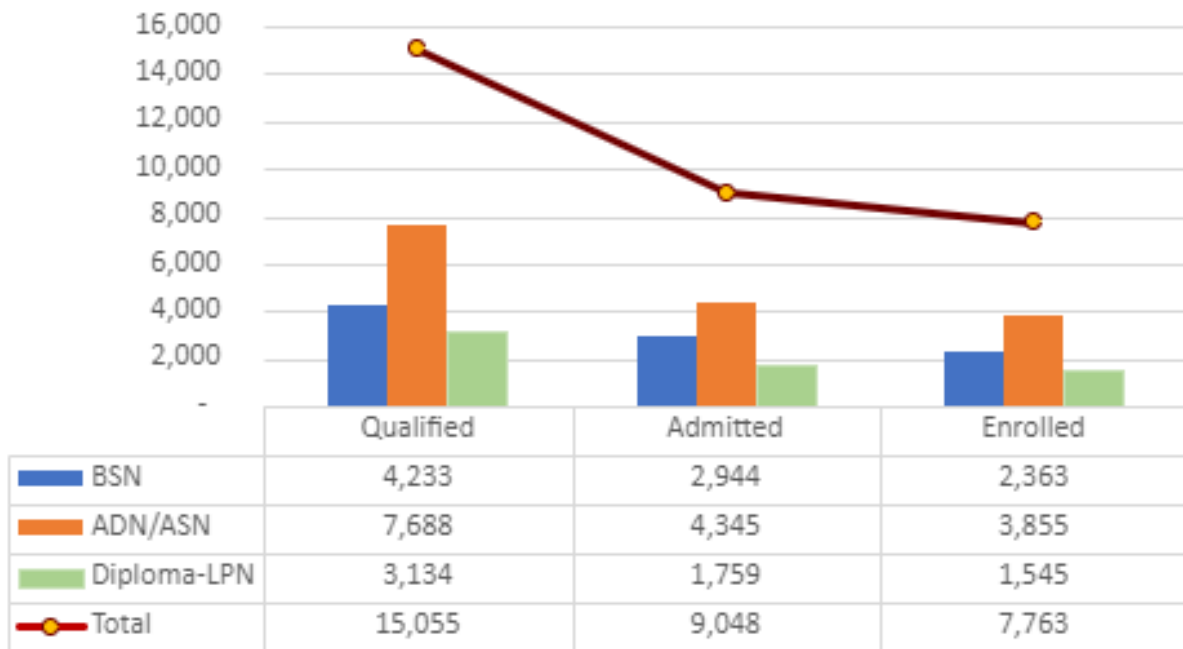
North Carolina Trends in Nursing Education 2019 - 2021

Table of Contents

Charts and Tables

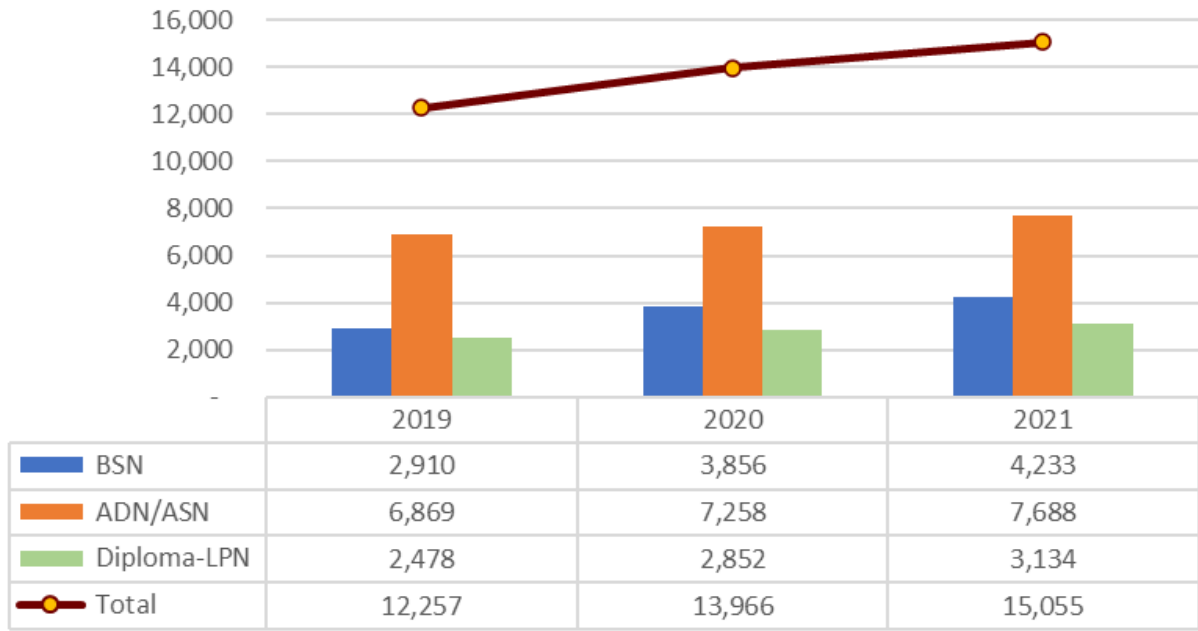
Total Applicants (Qualified, Admitted, and Enrolled) by NC Pre-Licensure Nursing Program Type, Academic Year 2020-2021	5
Total Qualified Applicants by NC Pre-Licensure Nursing Program Type, Academic Years 2019-2021	6
Total Admitted Applicants by NC Pre-Licensure Nursing Program Type, Academic Years 2019-2021	7
Percent of Qualified Applicants Admitted by NC Pre-Licensure Nursing Program Type, Academic Years 2019-2021	8
Total Qualified Applicants Enrolled by NC Pre-Licensure Nursing Program Type, Academic Years 2019-2021	9
Total Current Student Enrollment by NC Pre-Licensure Nursing Program Type, Academic Year 2021	10
Total Current Student Enrollment by NC Pre-Licensure Nursing Program Type, Academic Years 2019-2021	11
Total Current Student Enrollment by NC Pre-Licensure Nursing Program Type and Student Age, Academic Year 2020-2021	12
Percent of Current Student Enrollment NC Pre-Licensure Nursing Students by Student Age, Academic Year 2020-2021	13
Total Current Student Enrollment by NC Pre-Licensure Nursing Program Type, by Gender, Academic Year 2020-2021	14
Percent of Current Student Enrollment by NC Pre-Licensure Nursing Students, by Gender, Academic Year 2020-2021	15
Total Current Student Enrollment by NC Pre-Licensure Nursing Program Type, by Race/Ethnicity, Academic Year 2020-2021	16
Percent of Current Student Enrollment of NC Pre-Licensure Nursing Students, by Race/Ethnicity, Academic Year 2020-2021	17
Total Graduates by NC Pre-Licensure Nursing Program Type, Academic Years 2019-2021	18
Total Faculty Vacancies by NC Pre-Licensure Nursing Program Type, Academic Years 2019-2021	19
Total Full-Time Faculty Vacancies by NC Pre-Licensure Nursing Program Type, Academic Years 2019-2021	20
Total Part-Time Faculty Vacancies by NC Pre-Licensure Nursing Program Type, Academic Years 2019-2021	21
Total Faculty Vacancies by NC Pre-Licensure Nursing Program Type and Practice Specialty, Academic Year 2020-2021	22
Percent of Faculty Vacancies by NC Pre-Licensure Practice Specialty, Academic Year 2010-2021	23
Accredited NC Pre-Licensure Nursing Programs, Academic Year 2020-2021	24
ADN Programs RIBN Data, Academic Year 2020-2021	25

Total Applicants (Qualified, Admitted, and Enrolled) by NC Pre-Licensure Nursing Program Type, Academic Year 2020- 2021



This chart demonstrates the number of **qualified applicants who were admitted and enrolled from the applicant pool** by prelicensure nursing program type. In North Carolina (NC), 15,055 applicants were qualified to attend pre-licensure nursing education programs, and 9048 (60%) of those applicants were **admitted** to the nursing programs and 7,763 (51%) of those applicants were **enrolled** to the nursing programs for the 2020-2021 academic year.

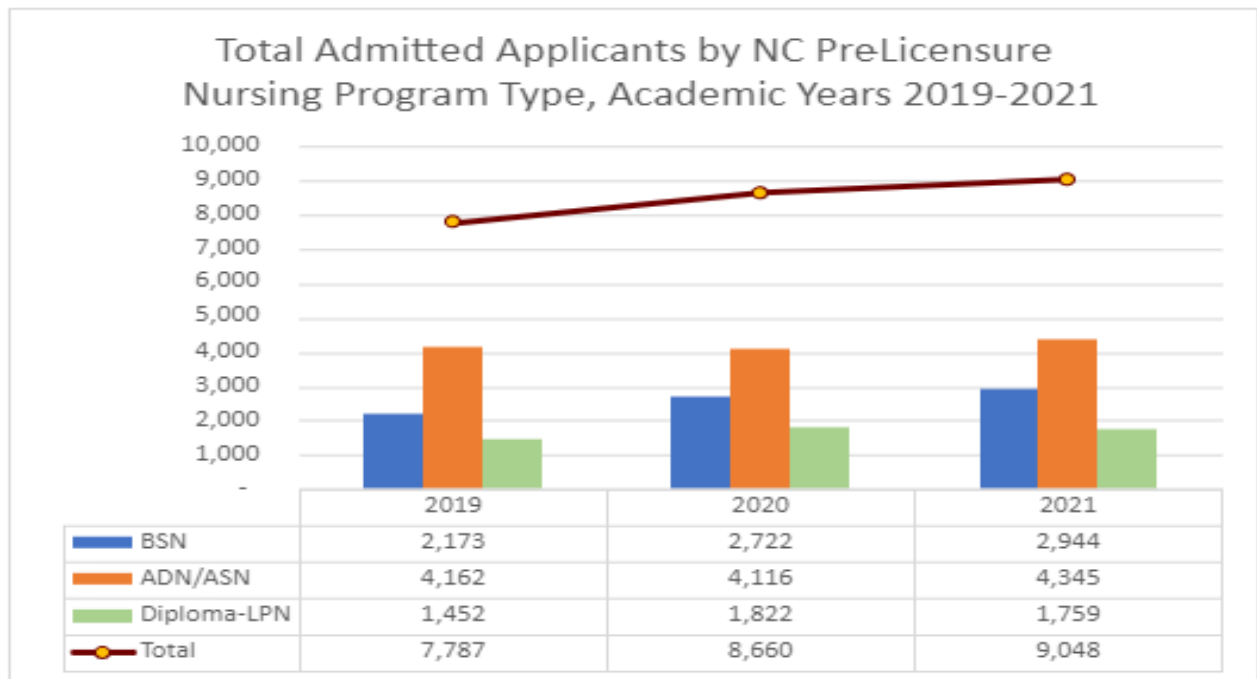
Total Qualified Applicants by NC Pre-Licensure Nursing Program Type, Academic Years 2019 - 2021



This chart demonstrates the number of applicants who were **qualified** to attend pre-licensure nursing education programs by type for the 2019-2021 academic years. There were 12,257 in 2019; 13,966 in 2020 and 15,055 in 2021. This is a slight increase in the trend from the 2019-2020 academic year.

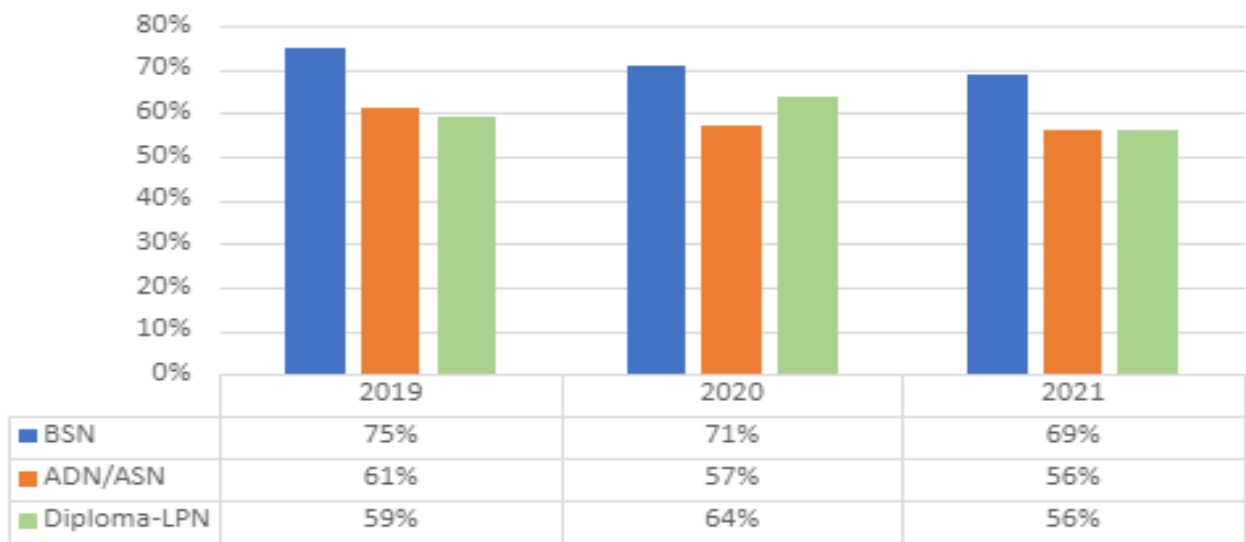
The numbers include pre-licensure nursing programs only, and do not include the RN-BSN programs, which are post-licensure programs.

- Bachelor of Science in Nursing (BSN)
- Associate Degree in Nursing (ADN) or Associate Science in Nursing (ASN)
- Diploma-Licensed Practical Nurse (Dip-LPN)



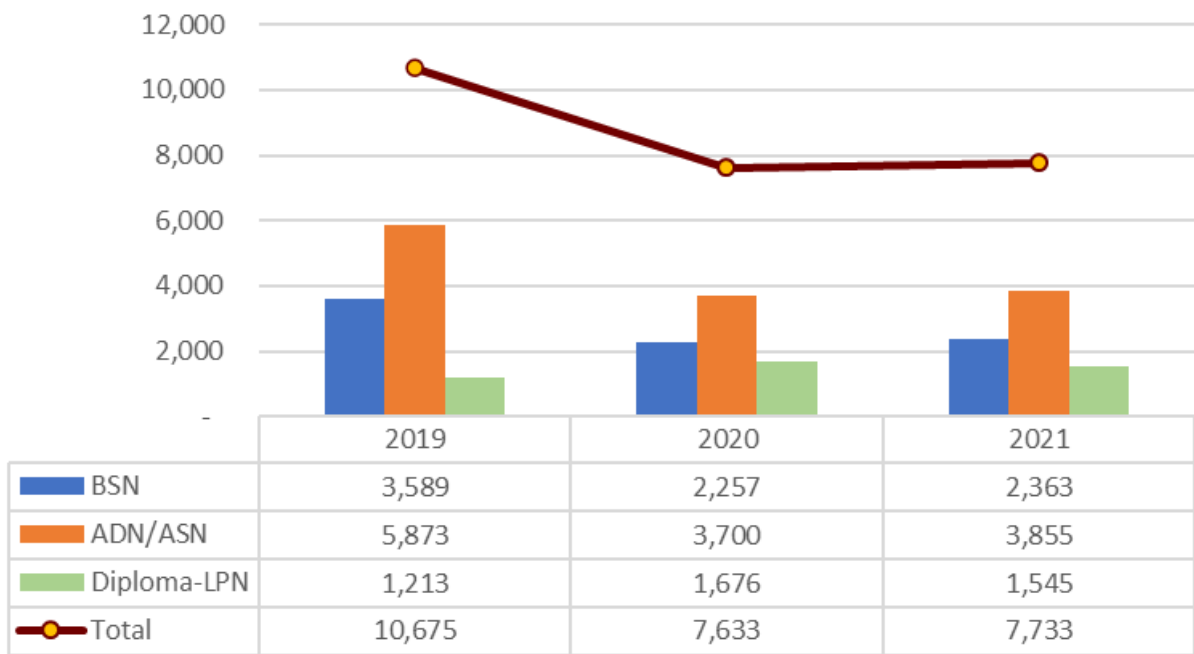
This chart demonstrates the number of applicants who were **admitted** to pre-licensure nursing education programs by type for the 2019-2021 academic years. There were 7,787 in 2019; 8,660 in 2020; and 9,048 in 2021. There is a slight increase in the trend from the 2019-2020 academic year.

Percent of Qualified Applicants Admitted by NC Pre-Licensure Nursing Program Type, Academic Years 2019-2021



This chart demonstrates the **percent of qualified applicants who were admitted** to NC pre-licensure nursing programs. In the 2020-2021 academic year 9,048 (60%) of qualified applicants were admitted to NC pre-licensure nursing programs. In the 2020-2021 academic year, 2,944 (69%) of qualified applicants were admitted to BSN nursing programs; 4,345 (56%) of qualified applicants were admitted to ADN/ASN prelicensure programs; and 1,759 (56%) of qualified applicants were admitted to LPN nursing programs. This demonstrates a slight decrease in the trend for BSN, ADN/ASN and LPN prelicensure programs.

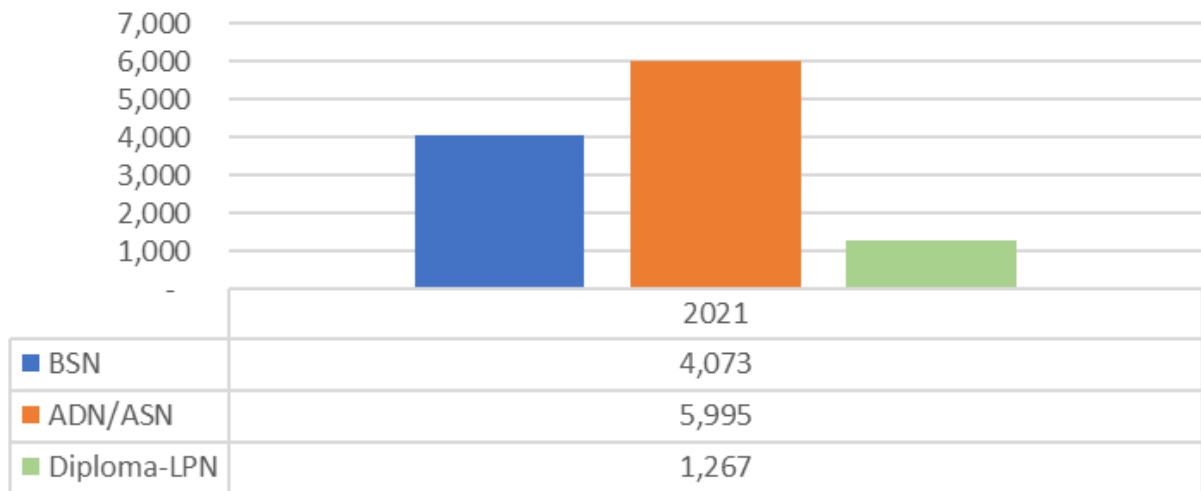
Total Qualified Applicants Enrolled by NC Pre-Licensure Nursing Program Type, Academic Years 2019-2021



This chart demonstrates the number of **qualified applicants who were enrolled** to attend pre-licensure nursing education programs by type for the 2019-2021 academic years. There were 10,675 in 2019; 7,633 in 2020, and 7,763 in 2021. There is a slight increase in the trend from the 2019-2020 academic year.

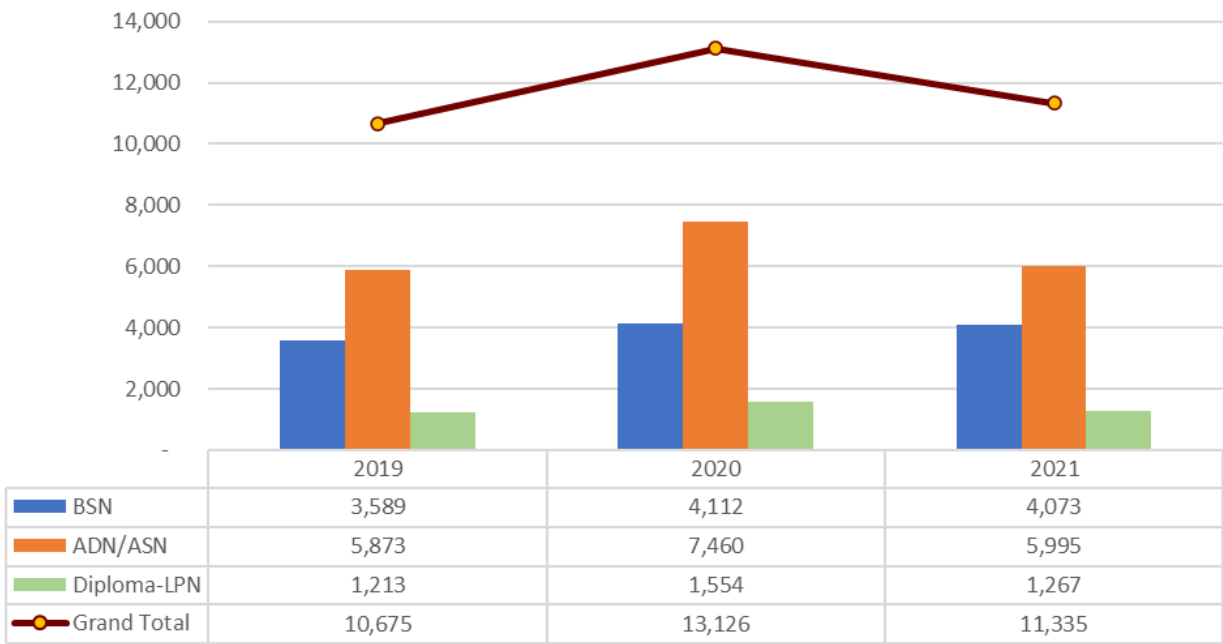
The 2021 academic year demonstrates a slight increase in **qualified applicants who were enrolled** from previous years in BSN and ADN/ASN programs. Diploma-LPN programs demonstrate a decrease in enrollment. This demonstrates a downward trend.

Total Current Student Enrollment by NC Pre-Licensure Nursing Program Type, Academic Year 2021



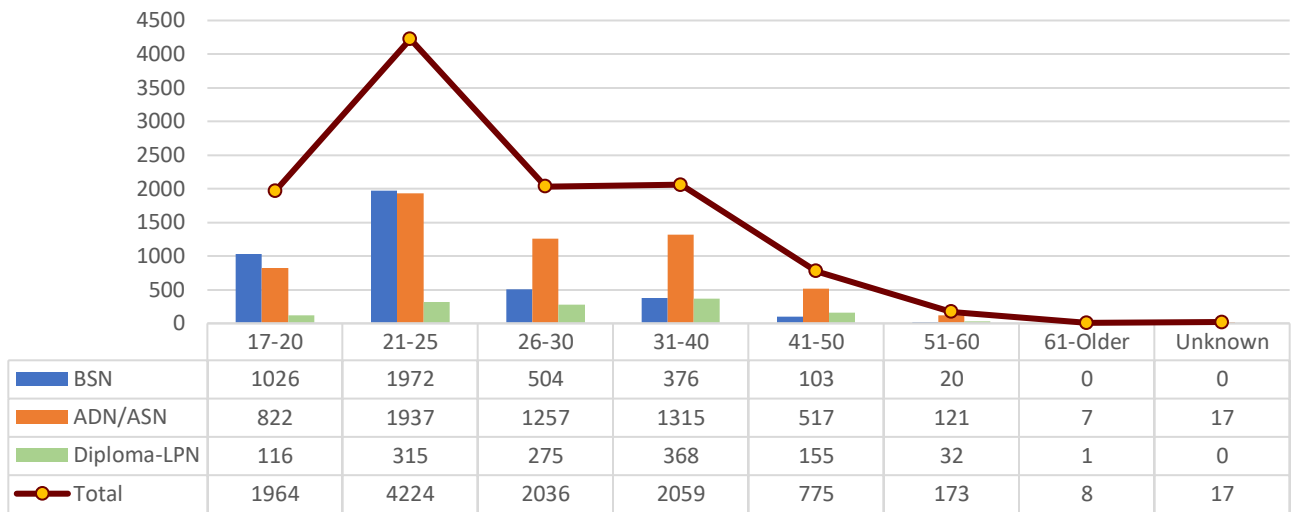
This chart demonstrates the **total current student enrollment** (the number of nursing students enrolled on the Fall Term Census Date which is October 1, 2021). This includes students at all points of the nursing program’s curriculum sequence. This is a one-time snapshot of all current students taking nursing courses at any level. The total current student enrollment was **11,335** as of October 1, 2021.

Total Current Student Enrollment by NC Pre-Licensure Nursing Program Type, Academic Years 2019-2021



This chart demonstrates the **total current student enrollment** by NC pre-licensure program type. There was a total of 10,675 in 2019; 13,126 in 2020, and 11,335 in 2021. This is a decrease in the trend from the 2019-2020 academic year.

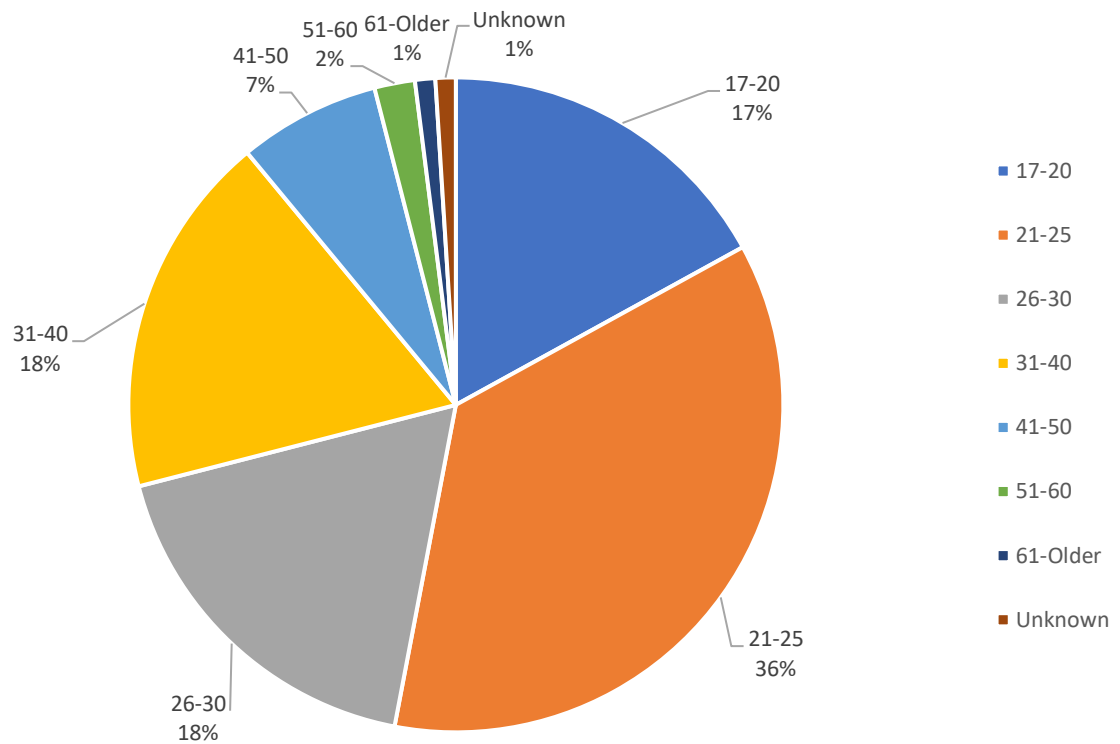
Total Current Student Enrollment by NC Pre-Licensing Nursing Program Type and Student Age, Academic Year 2020-2021



This chart demonstrates the **total current student enrollment** in NC Pre-Licensure Nursing Programs by **age** of student in the 2020-2021 academic year. The total number of students is 11,256*.

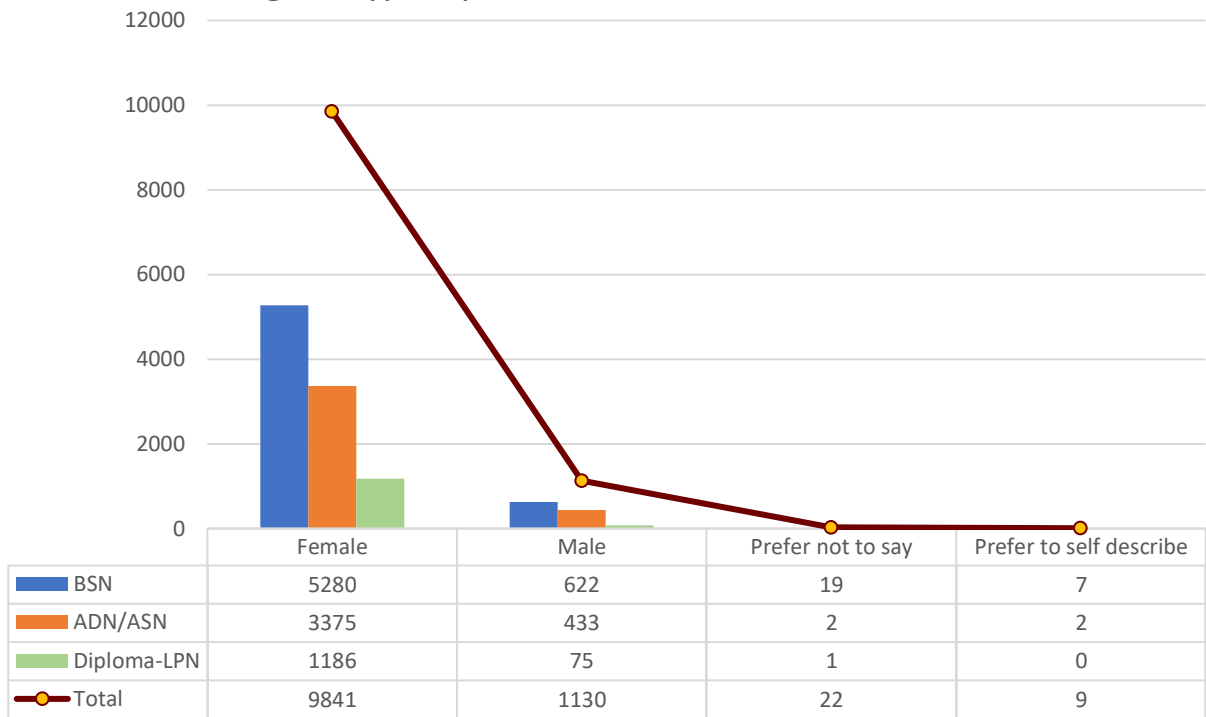
*This number reflects missing data in this category

Percent of Current Student Enrollment NC Pre-Licensure Nursing Students by Age, Academic Year 2020-2021



This chart demonstrates the **percent of current student enrollment** NC Pre-Licensure Nursing Programs by **age** in the 2020-2021 academic year. In NC the largest age category was 21-25. In this category, 4,224 (36%) of the currently enrolled nursing students were 21-25 years of age. The smallest age category was 61-older. Only 8 (1%) of the currently enrolled students were 61-older.

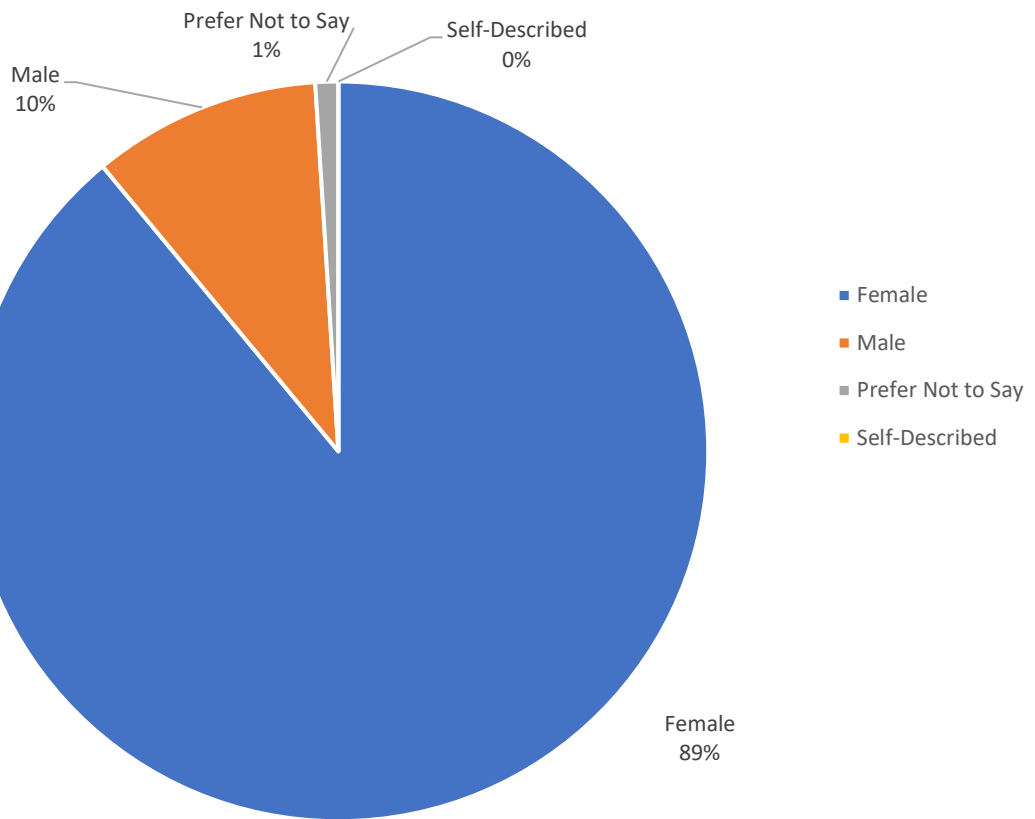
Total Current Student Enrollment by NC Pre-Licensure Nursing Program Type, by Gender, Academic Year 2020-2021



This chart demonstrates the **total current student enrollment** in NC Pre-Licensure Nursing Programs by **gender** in the 2020-2021 academic year. Total number of students is 11,002*.

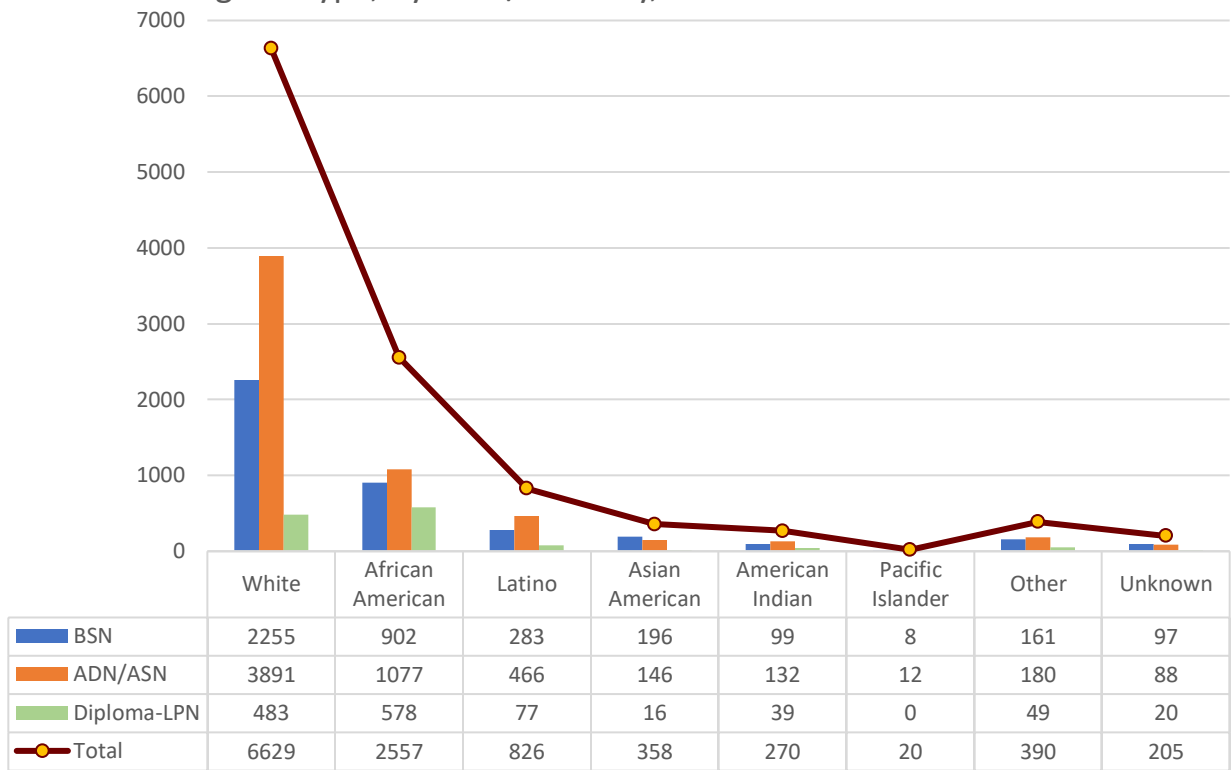
*This number reflects missing data in this category

Percent of Current Student Enrollment by NC Pre-Licensure Nursing Students by Gender, Academic Year 2020-2021



This chart demonstrates the **percent of current student enrollment** in NC Pre-Licensure Nursing Programs by **gender** in the 2020-2021 academic year. In NC the largest gender category was female. In this category, 9,841 (89%) of the currently enrolled students were female. There were 1,130 (10%) currently enrolled students in the male category. Only one percent (1%) of the applicants who were currently enrolled, preferred not to say or self-described.

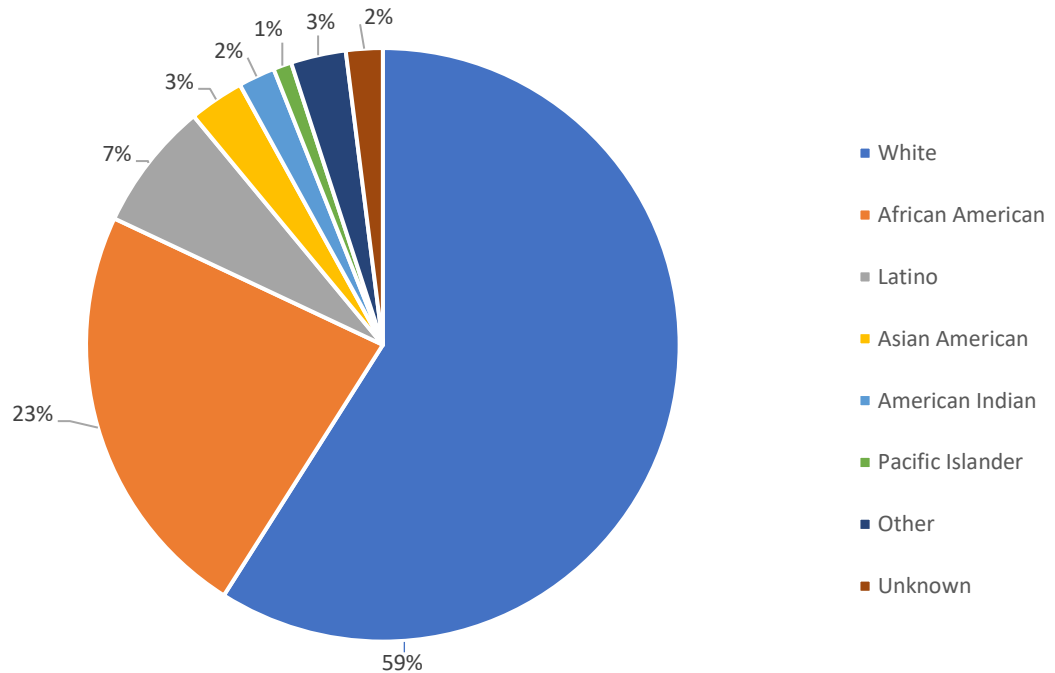
Total Current Student Enrollment by NC Pre-Licensure Nursing Program Type, by Race/Ethnicity, Academic Year 2020-2021



This chart demonstrates the **total current student enrollment** in NC Pre-Licensure Nursing Programs by **race/ethnicity** in the 2020-2021 academic year. Total number of students is 11,255*.

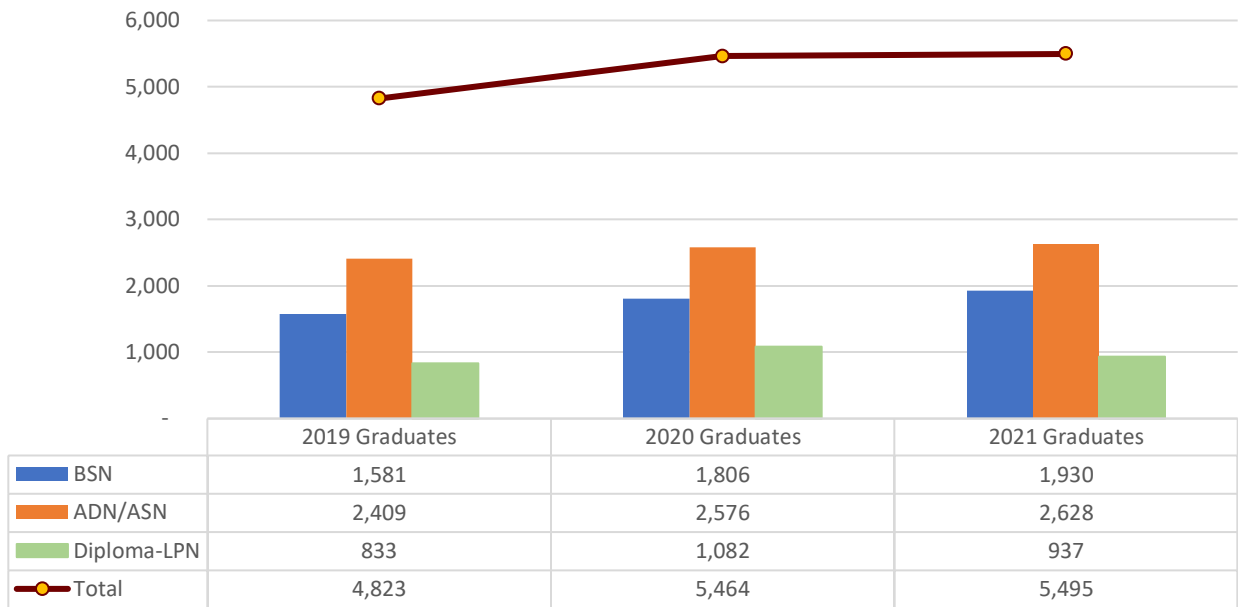
*This number reflects missing data in this category

Percent of Current Student Enrollment of NC Pre-Licensure Nursing Students by Race/Ethnicity, Academic Year 2020-2021



This chart demonstrates the **percent of current student enrollment** in NC Pre-Licensure Nursing Programs by **race/ethnicity** in the 2020-2021 academic year. In NC the largest race/ethnic group category was White. In this category, 6,629 (59%) of the applicants qualified for acceptance were White. In this category, 2,557 (23%) of the applicants qualified for acceptance were African American. In this category, 826 (7%) of the applicants qualified for acceptance were Latino. Asian American, American Indian and Pacific Islander applicants qualified for acceptance represented 3% or less of racial/ethnic groups category.

Total Graduates by NC Pre-Licensure Nursing Program Type,
Academic Years 2019-2021

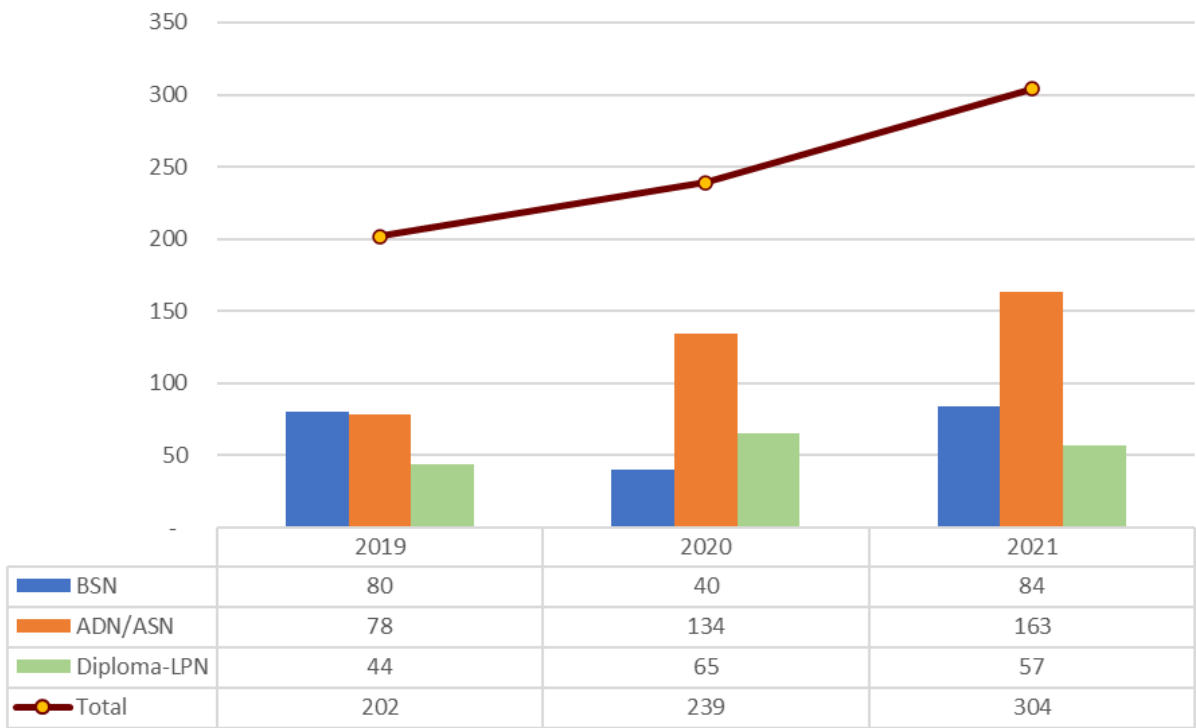


This chart demonstrates the number of **graduates** from pre-licensure nursing education programs by type for 2019-2021.

For the 2020-2021 academic year, total graduates from NC prelicensure nursing programs increased slightly. There was a total of 5,495 pre-licensure graduates in the 2020-2021 academic year as compared to 5,464 in the 2019-2020 academic year. Below are the percentages of nursing students for each degree type in the 2021 academic year.

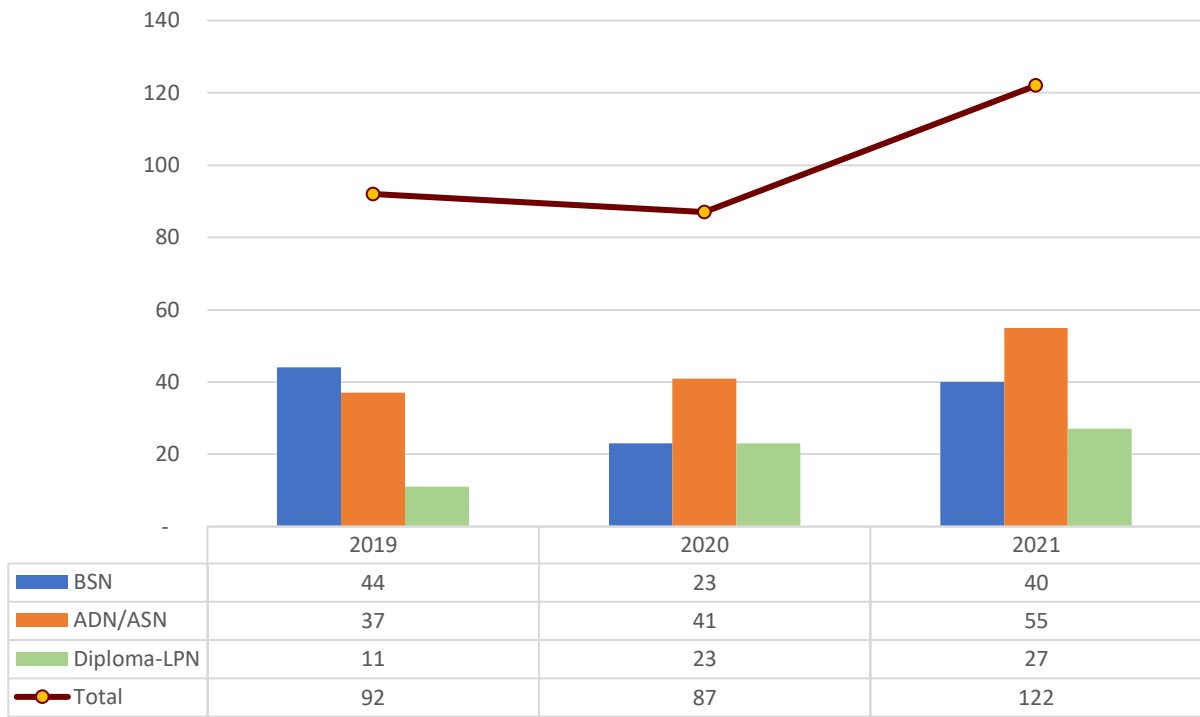
- BSN-35%
- ADN/ASN-48%
- Dip-LPN-17%

Total Faculty Vacancies by NC Pre-Licensure Nursing Program Type, Academic Years 2019-2021



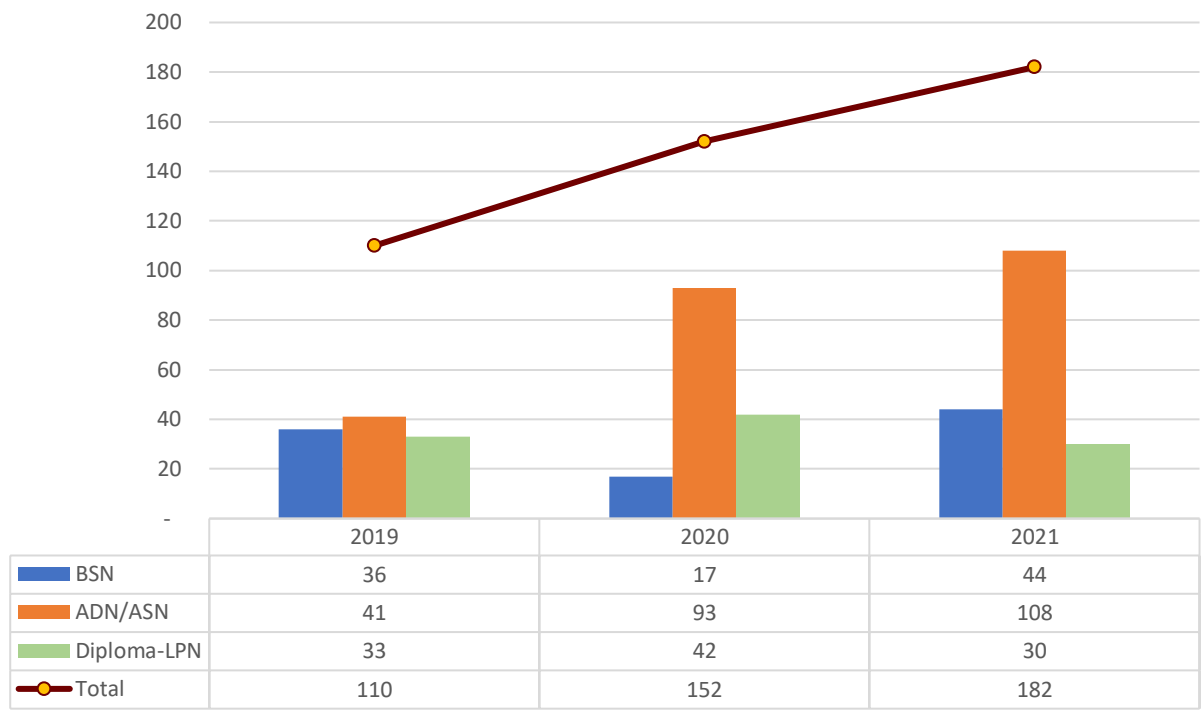
This chart demonstrates the **total number of faculty vacancies** (full and part-time combined) in NC Pre-Licensure Nursing Programs by program type, 2019-2021 academic years. Total number of faculty vacancies is **304**. This demonstrates an upward trend in faculty vacancies in 2021 in NC.

Total Full-Time Faculty Vacancies by NC Pre-Licensure Nursing Program Type, Academic Years 2019-2021



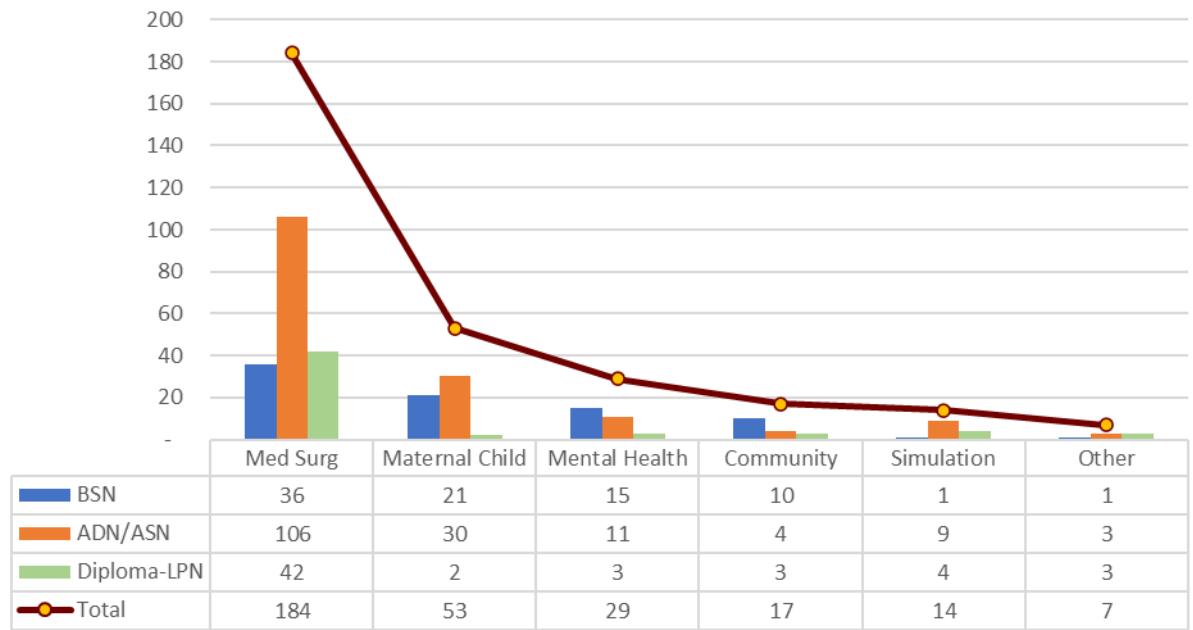
This chart demonstrates the **total number of full-time faculty vacancies** in NC Pre-Licensure Nursing Programs by program type, 2019-2021 academic years. The total number of full-time faculty vacancies is **122**. The demonstrates a slight increase in full-time faculty vacancies in 2021 in NC.

Total Part-Time Faculty Vacancies by NC Pre-Licensure Nursing Program Type, Academic Years 2019-2021

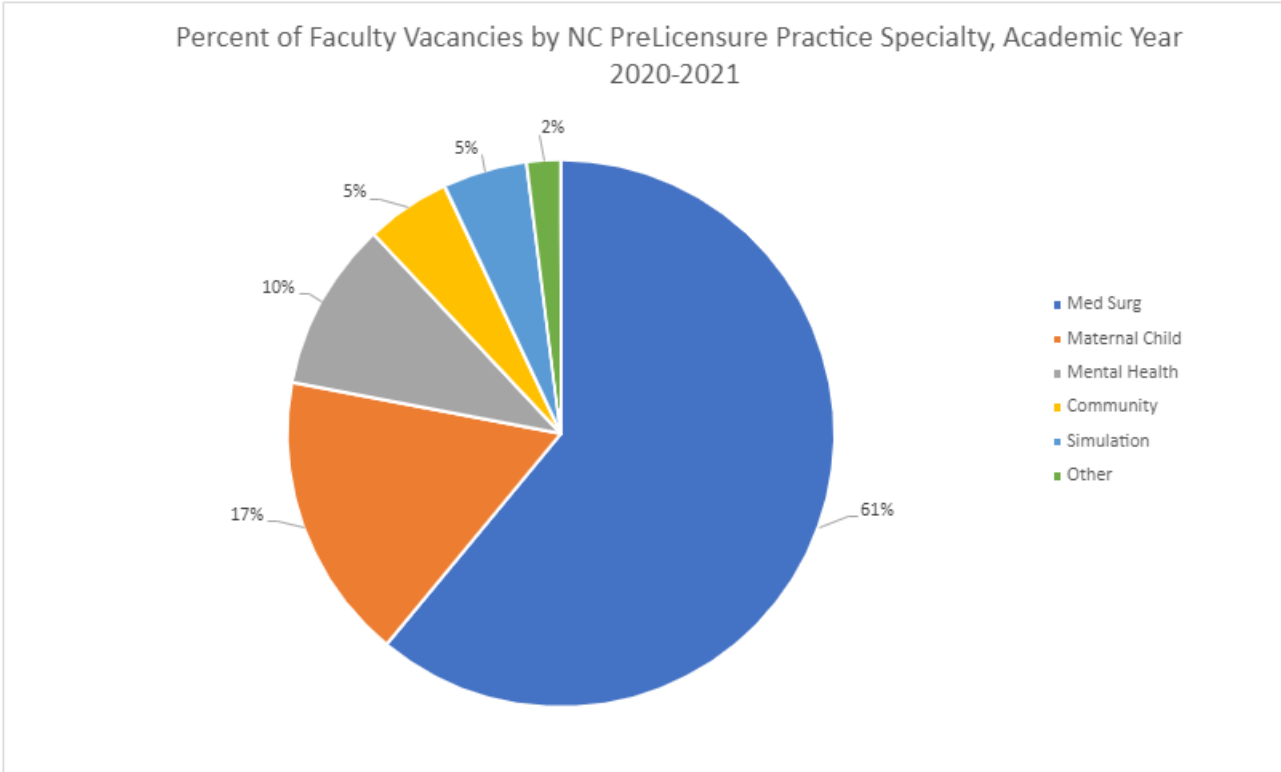


This chart demonstrates the **total number of part-time faculty vacancies** in NC Pre-Licensure Nursing Programs by program type, 2019-2021 academic years. Total number of part-time faculty vacancies is **182**. The demonstrates an increase in part-time faculty vacancies in 2021 in NC.

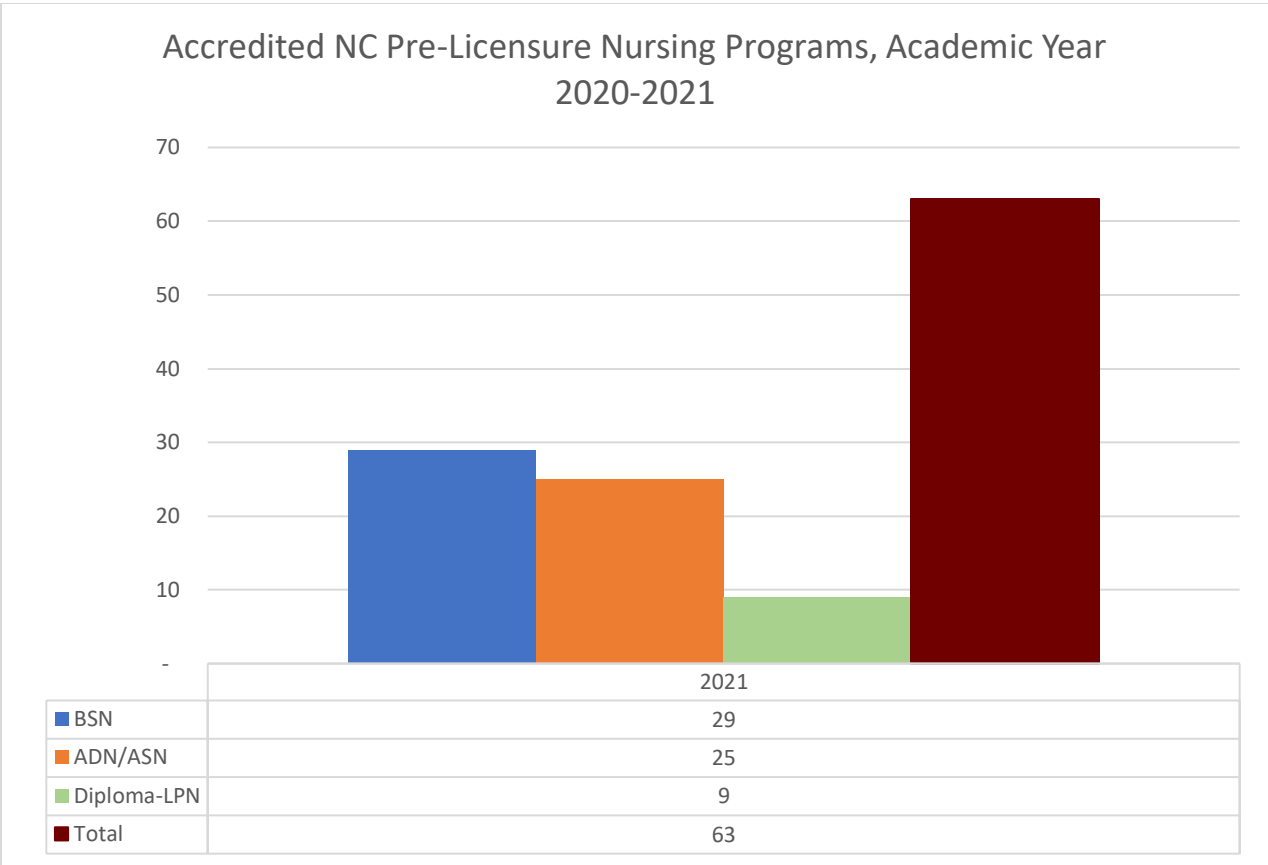
Total Faculty Vacancies by NC Pre-Licensure Nursing Program Type and Practice Specialty, Academic Year 2020-2021



This chart demonstrates the **total number of faculty vacancies** (full and part-time combined) in NC Pre-Licensure Nursing Programs by program type and practice specialty for the 2020-2021 academic year. Total number of full and part time faculty vacancies by practice specialty is **304**.



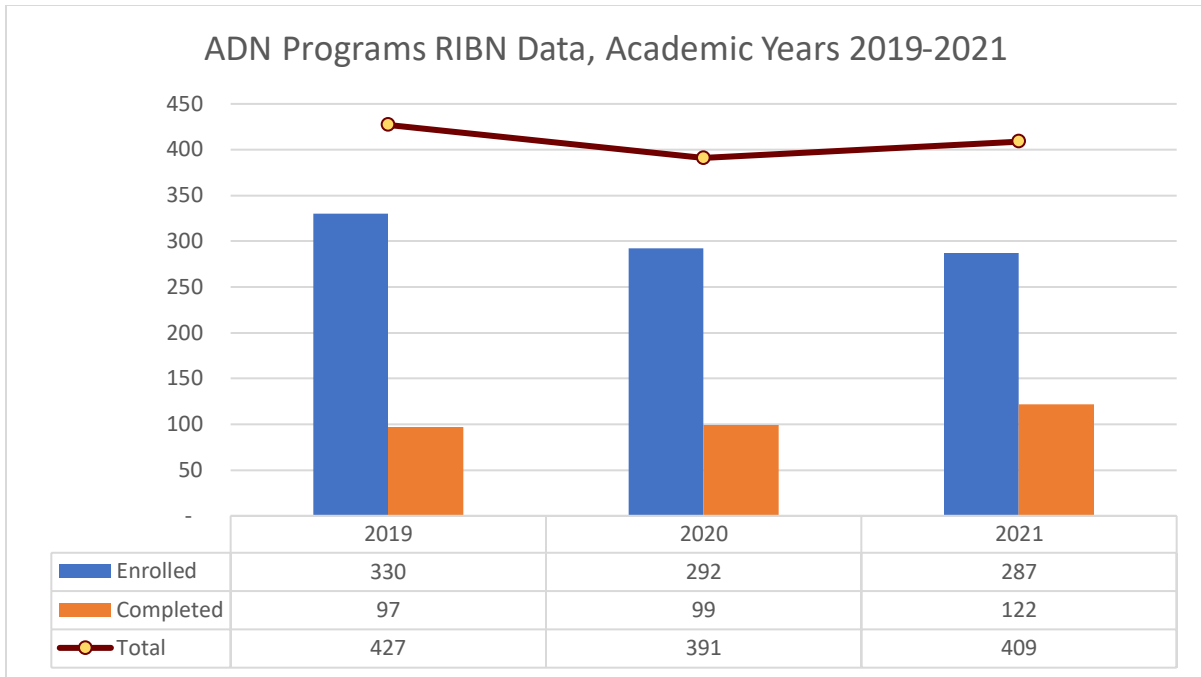
This chart demonstrates the **percent of faculty vacancies** (full and part-time combined) in NC Pre-Licensure Nursing Programs **by specialty** for the 2020-2021 academic year. In NC the largest percent of faculty vacancies was in the Medical-Surgical Specialty category. There were 184 (61%) faculty vacancies in the Medical Surgical Specialty. There were 53 (17%) faculty vacancies in the Maternal Child Specialty. There were 29 (10%) faculty vacancies in the Mental Health Specialty. Community health 17 (5%), Simulation 14 (5%), and other specialties represented 7 (2%) of the faculty vacancies in this category.



The NC BON collects data on national accreditation status for prelicensure nursing programs in NC. National nursing accreditation is optional in NC but strongly encouraged for quality purposes. This chart shows 63 (48%) out of 132 nursing programs in NC were nationally accredited in 2021. In comparison to 61 (48%) out of 128 in 2020. This represents no change in the percentage of accredited NC prelicensure nursing programs.

Accredited NC prelicensure programs by type demonstrate 29 (46%) of BSN prelicensure programs are accredited in NC; 25 (40%) of ADN/ASN prelicensure programs are accredited in NC; and 9 (14%) of LPN prelicensure programs are accredited in NC.

ADN Programs RIBN Data, Academic Years 2019-2021



The NCBON collects data on Regionally Increasing Baccalaureate Nurses (RIBN) programs in NC. RIBN provides students with a four-year option in which they complete an Associate Degree and Bachelor's Degree in Nursing. This chart demonstrates RIBN students who are enrolled in and completed RIBN programs 2019-2021 academic years. In 2021, 287 students were enrolled in, and 122 students completed RIBN programs. There was a slight increase in students who enrolled in and completed RIBN programs from previous years 2021.